

Apach
BAKERY *Line*

**FORNO ROTATIVO
ROTARY RACK OVEN
FOUR ROTATIF
HORNO ROTATIVO
STIKKEN OFEN**



G series

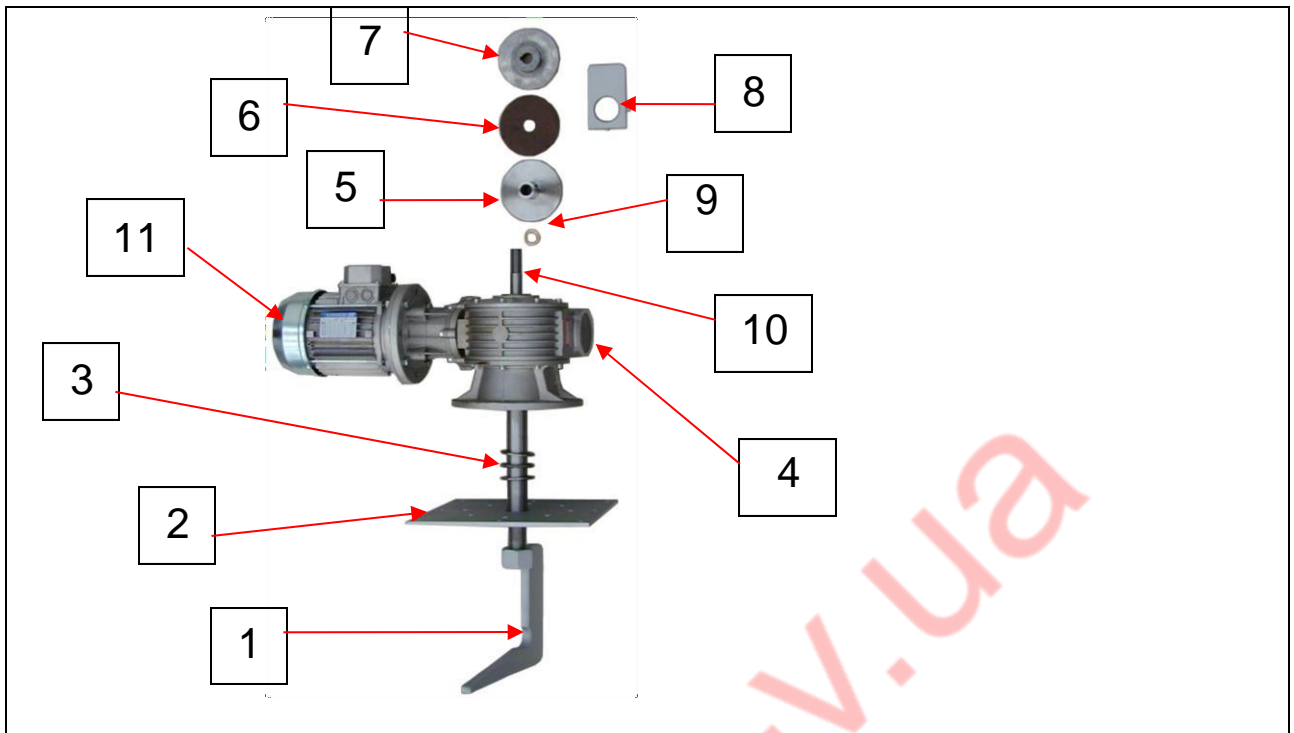
**MANUALE RICAMBI
SPARE PARTS MANUAL
CATALOGUE DES PIECES DE RECHANGE
LISTA REPUESTOS
ERSATZTEILLISTE
REV. 02**

**INDICE
CONTENTS
TABLE DES MATIERES
ÍNDICE
INHALTSVERZEICHNIS**

ESPLOSO MOTORIDUTTORE.....	5
EXPLODED VIEW: MOTOR REDUCER	5
VUE ECLATEE DU MOTOREDUCTEUR	6
VISTA DESPIEZADA DEL MOTORREDUCTOR	6
EXPLOSIONSZEICHNUNG: GETRIEBEMOTOR	6
ESPLOSO SOLLEVATORE AUTOMATICO.....	7
EXPLODED VIEW: AUTOMATIC LIFTER.....	8
vue eclatee DE L'elevateur automatique.....	8
VISTA DESPIEZADA DEL ELEVADOR AUTOMÁTICO	9
EXPLOSINSZEICHNUNG: AUTOMATISCHER WAGENHEBER	9
MOTORIDUTTORE A CINGHIA	10
BELT MOTOR REDUCER	10
motoreducteur a courroie	11
MOTORREDUCTOR DE CORREA	11
RIEMENGETRIEBEMOTOR	11
ASPIRATORE.....	12
EXHAUSTER.....	12
ASPIRATEUR.....	12
EXTRACTOR.....	12
ABSAUGER.....	12
VENTILATORE.....	13
FAN	13
VENTILATEUR	14
VENTILADOR.....	14
VENTILATOR	14
PERNO FLANGIATO	15
FLANGED pin.....	15
PIVOT A BRIDES	15
PERNO CON VALONAS.....	16
GEFLANSCHTER WAGENBOLZEN	16
GRUPPO RESISTENZE	17
ELECTRICAL HEATING ELEMENT UNIT	17
GROUPE RESISTANCES.....	18
GRUPO RESISTENCIAS.....	18
GRUPPE WIDERSTÄNDE.....	18
CAMERA COMBUSTIONE	19
COMBUSTION CHAMBER	19
CHAMBRE DE COMBUSTION	20
CÁMARA DE COMBUSTIÓN.....	20
VERBRENNUNGSKAMMER	20
BRUCIATORE	21
BURNER.....	21
BRULEUR.....	22
QUEMADOR.....	22
BRENNER	22
RAMPA - GIUNTO ANTIVIBRANTE	23
RAMP - VIBRATION-DAMPING JOINT	23
RAMPe - JOINT ANTIVIBRATOIRE.....	23
RAMPA - JUNTA antivibratoria	23
rampe - pufferverbindung	23
VAPORIERA A PIATTI.....	24

PLATE STEAM GENERATOR	25
GENERATEUR DE VAPEUR A PLAQUES	25
GENERADOR DE VAPOR con placas	26
PLATTENDAMPFERZEUGER	26
ESPLOSO VASCHETTA VAPORIERA.....	27
EXPLODED VIEW: STEAM GENERATOR TANK.....	27
VUE ECLATEE DE LA CUVETTE DU GENERATEUR DE VAPEUR	28
VISTA DESPIEZADA del tanque GENERADOR DE VAPOR	28
EXPLOSIONSZEICHNUNG: behälter DAMPFERZEUGER.....	28
2011 ->	29
GRUPPO ACQUA	29
water unit	29
groupe eau.....	30
GRUPO AGUA	30
WASSERGRUPPE	30
2011 ->	31
GRUPPO ACQUA	31
water unit.....	31
groupe eau	32
GRUPO AGUA	32
WASSERGRUPPE	32
->2011	33
GRUPPO ACQUA	33
water unit	33
groupe eau.....	34
GRUPO AGUA	34
WASSERGRUPPE	34
-> 2011	35
GRUPPO ACQUA	35
water unit.....	35
groupe eau	36
GRUPO AGUA	36
WASSERGRUPPE	36
AZIONAMENTO VALVOLA AUTOMATICA.....	37
automatic valve drive.....	37
ACTIVATION SOUPAPE AUTOMATIQUE.....	37
AZIONAMENTO VÁLVULA AUTOMATICA.....	37
AUTOMATISCHE AKTIVIERUNG DES VENTILS.....	37
2018 ->	38
PORTA	38
DOOR.....	38
PORTE	39
PUERTA.....	39
TÜR	39
->2017	40
PORTA	40
DOOR.....	40
PORTE	41
PUERTA.....	41
TÜR	41
->2010	42
ESPLOSO MANIGLIA	42
EXPLODED VIEW: HANDLE	42
vue eclatee de la poignee.....	43
VISTA DESPIEZADA DEL PICAPORTE	43
explosionszeichnung VOM griff.....	43
2018->	44
ESPLOSO LUCI	44

EXPLODED VIEW: LIGHTS	44
VUE ECLATEE DES LUMIERES	44
VISTA DESPIEZADA DE LAS LUZES	44
EXPLOSIONSZEICHNUNG FÜR LICHTER	44
2010 ->	45
PANNELLO DIGITALE - elettromeccanico.....	46
DIGITAL - ELECTROMECHANICAL PANEL	46
TABLEAU NUMERIQUE INFORMATISE - TABLEAU ELECTROMECHANIQUE.....	46
PANEL DE MANDOS DIGITAL - PANEL DE MANDOS ELECTROMECHANICO	46
DIGITAL - ELEKTROMECHANISCHES PANEL.....	46
->2010	47
PANNELLO DIGITALE COMPUTERIZZATO - PANNELLO DIGITALE.....	47
COMPUTERIZED DIGITAL PANEL - DIGITAL PANEL.....	47
TABLEAU NUMERIQUE INFORMATISE - TABLEAU DIGITAL.....	47
PANEL DE MANDOS DIGITAL COMPUTERIZADO - PANEL DE MANDOS DIGITAL	47
COMPUTERISIERTE DIGITALSTEUERUNG - DIGITALSTEUERUNG	47
SCHEDA QUADRO: PD1 – PD2 – PD3.....	48
PANEL CARD: PD1 – PD2 – PD3.....	48
carte DU tableau : PD1 – PD2 – PD3.....	48
FICHA TABLERO : PD1 – PD2 – PD3	48
TAFELKARTE : PD1 – PD2 – PD3	48
KIT EPROM	49
EPROM KIT	49
KIT EPROM	49
KIT EPROM	49
KIT EPROM	49
PANNELLO ELETTROMECCANICO.....	50
ELECTROMECHANICAL PANEL	50
TABLEAU ELECTROMECHANIQUE	51
PANEL DE MANDOS electromecánico.....	51
elektromechanische STEUERUNG.....	51
TERMOCOPPIA - TERMOSTATO SICUREZZA CAMERA - TERMOSTATI FUMI	52
THERMOCOUPLE - CHAMBER SAFETY THERMOSTAT - FUMES THERMOSTATS.....	52
THERMOCOUPLE - THERMOSTAT DE SECURITE DE LA CHAMBRE - THERMOSTATS DES FUMES.....	52
TERMOPAR - TERMOSTATO DE SEGURIDAD DE LA CÁMARA - TERMOSTATOS DE HUMOS	52
THERMOPAAAR - THERMOSTAT FÜR KAMMERSICHERHEIT - RAUCHTHERMOSTATE.....	52
KIT VISUALIZZATORE	53
DISPLAY KIT	53
KIT ECRAN.....	53
KIT DISPLAY	53
DISPLAY KIT	53
FINECORSA.....	54
limit switch	54
FIN DE COURSE.....	54
FINAL DE CARRERA.....	54
ENDSCHALTER	54
ISOLANTI	55
INSULATORS.....	55
MATERIELS ISOLANTS	55
MATERIALES AISLANTES	55
ISOLATIONSMATERIALIEN	55



ESPLOSO MOTORIDUTTORE

POS.	CODICE	DESCRIZIONE
1	23000109	GANCIO CARRELLO (G46)
1	21000790	GANCIO CARRELLO (G57 - 68 - 106/108)
2	23000112	PIASTRA SUPPORTO MOTORIDUTTORE CARRELLO
3	57900001	CUSCINETTO ASSIALE 51107 (35x52x12)
4	31920020	MOTORIDUTTORE
5	25000163	FRIZIONE INFERIORE MOTORIDUTTORE CARRELLO
6	43900041	DISCO FRIZIONE DIAMETRO 98mm
7	25000164	FRIZIONE SUPERIORE MOTORIDUTTORE CARRELLO
8	23000111	CAMMA FINECORSA CARRELLO
9	21002208	RONDELLA BRONZO (25x18x2)
10	25000525	ALBERO MOTORIDUTTORE CARRELLO
11	31920010	MOTORIDUTTORE COMPLETO



EXPLODED VIEW: MOTOR REDUCER

POS.	CODE	DESCRIPTION
1	23000109	TROLLEY HOOK (G46)
1	21000790	TROLLEY HOOK (G57 - 68 - 106/108)
2	23000112	BEARING PLATE FOR TROLLEY MOTOR REDUCER
3	57900001	AXIAL BEARING 51107 (35x52x12)
4	31920020	REDUCER FRA70/FL V11 1/330 IEC71B5
5	25000163	LOWER CLUTCH FOR TROLLEY MOTOR REDUCER
6	43900041	CLUTCH DISK, DIAMETER 98mm
7	25000164	UPPER CLUTCH FOR TROLLEY MOTOR REDUCER
8	23000111	TROLLEY LIMIT STOP CAM
9	21002208	BRONZE WASHER (25x18x2)
10	25000525	TROLLER MOTOR REDUCER SHAFT
11	31920010	COMPLETE GEAR MOTOR

**VUE ECLATEE DU MOTOREDUCTEUR**

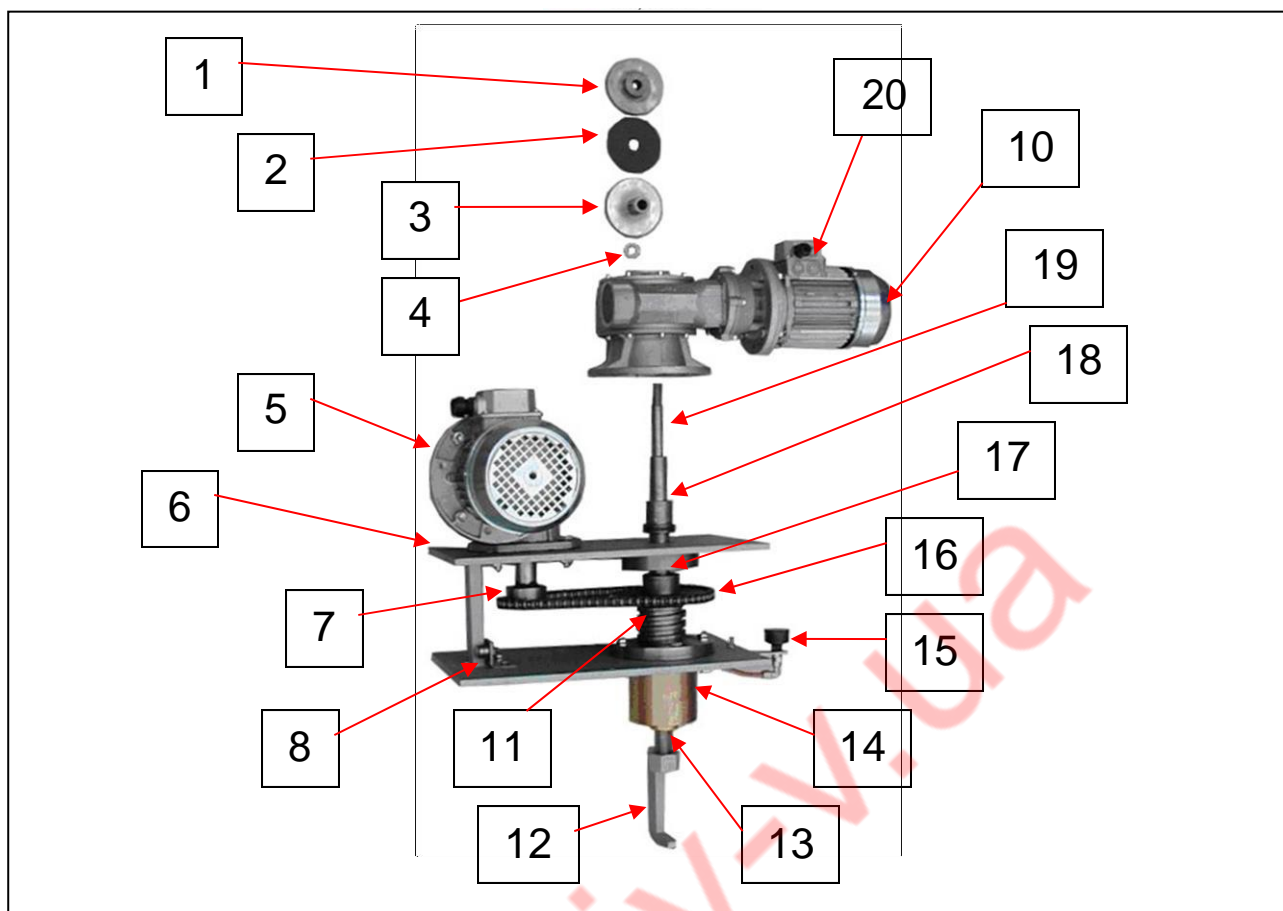
POS.	CODE	DESCRIPTION
1	23000109	CROCHET CHARIOT(G46)
1	21000790	CROCHET CHARIOT (G57 – 68 – 106/108)
2	23000112	PLAQUE DE SUPPORT MOTOREDUCTEUR CHARIOT
3	57900001	PALIER AXIAL 51107 (35x52x12)
4	31920020	REDUCTEUR FRA70/FL V11 1/330 IEC71B5
5	25000163	EMBAYAGE INFERIEUR MOTOREDUCTEUR CHARIOT
6	43900041	DISQUE D'EMBAYAGE DIAMETRE 98mm
7	25000164	EMBAYAGE SUPERIEUR MOTOREDUCTEUR CHARIOT
8	23000111	CAME DU FIN DE COURSE CHARIOT
9	21002208	RONDELLE EN BRONZE (25x18x2)
10	25000525	ARBRE MOTOREDUCTEUR CHARIOT
11	31920010	MOTOREDUCTEUR COMPLETE

**VISTA DESPIEZADA DEL MOTORREDUCTOR**

POS.	CÓDIGO	DESCRIPCIÓN
1	23000109	GANCHO CARRO (G46)
1	21000790	GANCHO CARRO (G57 – 68 – 106/108)
2	23000112	PLACA DE APOJO MOTORREDUCTOR CARRO
3	57900001	COJINETE AXIAL 51107 (35x52x12)
4	31920020	REDUCTOR FRA70/FL V11 1/330 IEC71B5
5	25000163	EMBRAGUE INFERIOR MOTORREDUCTOR CARRO
6	43900041	DISCO EMBRAGUE DIÁMETRO 98mm
7	25000164	EMBRAGUE SUPERIOR MOTORREDUCTOR CARRO
8	23000111	LEVA TOPE CARRO
9	21002208	ARANDELA BRONCE (25x18x2)
10	25000525	EJE MOTORREDUCTOR CARRO
11	31920010	MOTORREDUCTOR COMPLETO

**EXPLOSIONSZEICHNUNG: GETRIEBEMOTOR**

POS.	CODE	BESCHREIBUNG
1	23000109	WAGENKUPPLUNG (G46)
1	21000790	WAGENKUPPLUNG (G57 – 68 – 106/108)
2	23000112	LAGERPLATTE GETRIEBEMOTOR WAGEN
3	57900001	LÄNGSLAGER 51107 (35x52x12)
4	31920020	UNTERSETZUNGSGETRIEBE FRA70/FL V11 1/330 IEC71B5
5	25000163	HINTERE KUPPLUNG GETRIEBEMOTOR WAGEN
6	43900041	KUPPLUNGSSCHEIBE DURCHMESSER 98mm
7	25000164	VORDERE KUPPLUNG GETRIEBEMOTOR WAGEN
8	23000111	NOCKEN ENDANSCHLAG WAGEN
9	21002208	UNTERLAGSSCHEIBE AUS BRONZE (25x18x2)
10	25000525	GETRIEBEMOTORWELLE WAGEN
11	31920010	UNTERSETZUNGSGETRIEB KOMPLETT



ESPLOSO SOLLEVATORE AUTOMATICO

POS.	CODICE	DESCRIZIONE
1	25000164	FRIZIONE SUPERIORE MOTORIDUTTORE CARRELLO
2	43900041	DISCO FRIZIONE DIAMETRO 98mm
3	25000163	FRIZIONE INFERIORE MOTORIDUTTORE CARRELLO
4	21002208	RONDELLA BRONZO (25x18x2)
5	31910083	MOTORE 80 H 0.55 Kw 4P B5 MF/MT
6	31920012	RIDUTTORE FRS60/FL V11 1/28 IEC80
7	57900001	CUSCINETTO ASSIALE 51107 (35x52x7)
8	57900007	CUSCINETTO RADIALE UNA CORONA SFERE (8x22x7)
10	31920020	MOTORIDUTTORE COMPLETO
11	25000183	VITE SOLLEVATORE AUTOMATICO
12	23000120	GANCIO SOLLEVATORE AUTOMATICO CARRELLO
13	27000010	GUIDA ALBERO SU VITE SOLLEVATORE AUTOMATICO
14	25000181	MADREVITE SOLLEVATORE AUTOMATICO
15	55900064	INGRASSATORE STAUFFER 1/4" N°4
16	54900038	CATENA 1/2"x5/16" NERA
16	54900039	GIUNTO CATENA 1/2"x5/16"
17	57900008	CUSCINETTO RADIALE UNA CORONA SFERE (60x95x18)
18	25000182	ALBERO MOTORIDUTTORE SOLLEVATORE AUTOMATICO FINITO
19	25000526	ALBERO CARRELLO SOLLEVATORE AUTOMATICO
20	31920013	SOLLEVATORE AUTOMATICO COMPLETO

**EXPLODED VIEW: AUTOMATIC LIFTER**

POS.	CODE	DESCRIPTION		
1	25000164	CLUTCH SUPPORT FOR TROLLEY MOTOR REDUCER		
2	43900041	CLUTCH DISK, DIAMETER 98mm		
3	25000163	LOWER CLUTCH FOR TROLLEY MOTOR REDUCER		
4	21002208	BRONZE WASHER (25x18x2)		
5	31910083	MOTOR 80 H 0.55 Kw 4P B5 MF/MT		
6	31920012	REDUCER FRS60/FL V11 1/28 IEC80		
7	57900001	AXIAL BEARING 51107 (35x52x7)		
8	57900007	RADIAL BEARING, CROWN GEAR WITH BALLS (8x22x7)		
10	31920020	GEAR MOTOR COMPLETE		
11	25000183	AUTOMATIC LIFTER SCREW		
12	23000120	HOOK FOR TROLLEY AUTOMATIC LIFTER		
13	27000010	SHAFT GUIDE ON AUTOMATIC LIFTER SCREW		
14	25000181	NUT SCREW FOR AUTOMATIC LIFTER		
15	55900064	GEASE GUP STAUFFER ¼" N°4		
16	54900038	CHAIN ½"x5/16" BLACK		
16	54900039	CHAIN JOINT ½"x5/16"		
17	57900008	RADIAL BEARING, CROWN GEAR WITH BALLS (60x95x18)		
18	25000182	MOTOR REDUCER SHAFT FOR AUTOAMTIC LIFTER		
19	25000526	TROLLEY SHAFT FOR AUTOMATIC LIFTER		
20	31920013	AUTOMATIC LIFTER COMPLETE		

**VUE ECLATEE DE L'ELEVATEUR AUTOMATIQUE**


POS.	CODE	DESCRIPTION		
1	25000164	EMBAYAGE SUPERIEUR MOTOREDUCTEUR CHARIOT		
2	43900041	DISQUE D'EMBAYAGE DIAMETRE 98mm		
3	25000163	EMBAYAGE INFERIEUR MOTOREDUCTEUR CHARIOT		
4	21002208	RONDELLE EN BRONZE (25x18x2)		
5	31910083	MOTEUR 80 H 0.55 Kw 4P B5 MF/MT		
6	31920012	REDUCTEUR FRS60/FL V11 1/28 IEC80		
7	57900001	PALIER AXIAL 51107 (35x52x7)		
8	57900007	PALIER RADIAL, UNE COURONNE AVEC BILLES (8x22x7)		
10	31920020	MOTOREDUCTEUR COMPLET		
11	25000183	VIS ELEVATEUR AUTOMATIQUE		
12	23000120	CROCHET ELEVATEUR AUTOMATIQUE CHARIOT		
13	27000010	GUIDE-ARBRE SUR VIS ELEVATEUR AUTOMATIQUE		
14	25000181	ECROU ELEVATEUR AUTOMATIQUE		
15	55900064	GRAISSEUR STAUFFER ¼" N°4		
16	54900038	CHAINE ½"x5/16" NOIRE		
16	54900039	JOINT DE CHAINE ½"x5/16"		
17	57900008	PALIER RADIAL, UNE COURONNE AVEC BILLES (60x95x18)		
18	25000182	ARBRE MOTOREDUCTEUR ELEVATEUR AUTOMATIQUE		
19	25000526	ARBRE CHARIOT ELEVATEUR AUTOMATIQUE		
20	31920013	ELEVATEUR AUTOMATIQUE COMPLET		

**VISTA DESPIEZADA DEL ELEVADOR AUTOMÁTICO**

POS.	CÓDIGO	DESCRIPCIÓN
1	25000164	EMBRAGUE SUPERIOR MOTORREDUCTOR CARRO
2	43900041	DISCO EMBRAGUE DIÁMETRO 98mm
3	25000163	EMBRAGUE INFERIOR MOTORREDUCTOR CARRO
4	21002208	ARANDELA BRONCE (25x18x2)
5	31910083	MOTOR 80 H 0.55 Kw 4P B5 MF/MT
6	31920012	REDUCTOR FRS60/FL V11 1/28 IEC80
7	57900001	COJINETE AXIAL 51107 (35x52x7)
8	57900007	COJINETE RADIAL, UNA CORONA CON BOLAS (8x22x7)
10	31920020	MOTORREDUCTOR COMPLETO
11	25000183	TORNILLOS ELEVADOR AUTOMÁTICO
12	23000120	GANCHO ELEVADOR AUTOMÁTICO DEL CARRO
13	27000010	GUIA EJE SOBRE TORNILLOS DEL ELEVADOR AUTOMÁTICO
14	25000181	TUERCA ELEVADOR AUTOMÁTICO
15	55900064	LUBRIFICADOR STAUFFER ¼" N°4
16	54900038	CADENA ½"x5/16" NEGRA
16	54900039	UNIÓN DE LA CADENA ½"x5/16"
17	57900008	COJINETE RADIAL, UNA CORONA CON BOLAS (60x95x18)
18	25000182	EJE MOTORREDUCTOR ELEVADOR AUTOMÁTICO
19	25000526	EJE CARRO ELEVADOR AUTOMÁTICO
20	31920013	ELEVADOR AUTOMÁTICO COMPLETO

**EXPLOSINSZEICHNUNG: AUTOMATISCHER WAGENHEBER**

POS.	CODE	BESCHREIBUNG
1	25000164	VORDERE KUPPLUNG GETRIEBEMOTOR WAGEN
2	43900041	KUPPLUNGSSCHEIBE DURCHMESSER 98mm
3	25000163	HINTERE KUPPLUNG GETRIEBEMOTOR WAGEN
4	21002208	UNTERLAGSSCHEIBE AUS BRONZE (25x18x2)
5	31910083	MOTOR 80 H 0.55 Kw 4P B5 MF/MT
6	31920012	UNTERSETZUNGSGETRIEBE FRS60/FL V11 1/28 IEC80
7	57900001	LÄNGSLAGER 51107 (35x52x7)
8	57900007	RADIALLAGER MIT EINER MAHLKRONE (8x22x7)
10	31920020	GETRIEBEMOTOR KOMPLETT
11	25000183	SCHRAUBEN AUTOMATISCHE HEBEVORRICHTUNG
12	23000120	KUPPLUNG AUTOMATISCHER WAGENHEBER
13	27000010	WELLENFÜHRUNG AUF SCHRAUBEN DER AUTOMATISCHEN HEBEVORRICHTUNG
14	25000181	SCHRAUBENMUTTER AUTOMATISCHE HEBEVORRICHTUNG
15	55900064	FETTPRESSBÜCHSE STAUFFER ¼" N°4
16	54900038	KETTE ½"x5/16" SCHWARZ
16	54900039	KETTENKUPPLUNG ½"x5/16"
17	57900008	RADIALLAGER MIT EINER MAHLKRONE (60x95x18)
18	25000182	GETRIEBEMOTORWELLE AUTOMATISCHE HEBEVORRICHTUNG
19	25000526	WAGENWELLE DER AUTOMATISCHEN HEBEVORRICHTUNG
20	31920013	AUTOMATISCHE HEBEVORRICHTUNG KOMPLETT



MOTORIDUTTORE A CINGHIA

POS.	CODICE	DESCRIZIONE
1	39970032	FINECORSO CARRELLO XCK J10513 O ANALOGO
2	25000297	ALBERO/PULEGGIA 33H150 (G128)
3	31910021	MOTORE 71 F 0,37Kw 4P B5 230/400V
4	319020020	MOTORIDUTTORE COMPLETO
5	43900038	CINGHIA DENTATA 480 H 150 PASSO 1/2"
6	43900037	DISCO FRIZIONE DIAMETRO 150 (G128)
7	25000298	PULEGGIA/FRIZIONE 33H150 ALBERO CARRELLO (G128)
8	25000292	PIATTO FRIZIONE DIAMETRO 150 TRAZIONE A CINGHIE
9	57900013	CUSCINETTO RADIALE UNA CORONA SFERE (40x80x23)
10	57900014	CUSCINETTO ASSIALE 51308 (40x78x26)



BELT MOTOR REDUCER

POS.	CODE	DESCRIPTION
1	39970032	TROLLEY LIMIT SWITCH XCK J10513
2	25000297	SHAFT/PULLEY 33H150 (G128)
3	31910021	MOTOR 71 F 0,37Kw 4P B5 230/400V
4	319020020	GEAR MOTOR COMPLETE
5	43900038	TIMING BELT 480 H 150 PITCH 1/2"
6	43900037	CLUTCH DISK, DIAMETER 150 (G128)
7	25000298	PULLEY/CLUTCH 33H150 TROLLEY SHAFT (G128)
8	25000292	CLUTCH PLATE, DIAMTER 150 BELT DRIVE
9	57900013	RADIAL BEARING, CROWN GEAR WITH BALLS (40x80x23)
10	57900014	AXIAL BEARING 51308 (40x78x26)

**MOTOREDUCTEUR A COURROIE**


POS.	CODE	DESCRIPTION		
1	39970032	FIN DE COURSE CHARIOT XCK J10513		
2	25000297	ARBRE/POULIE 33H150 (G128)		
3	31910021	MOTEUR 71 F 0,37Kw 4P B5 230/400V		
4	319020020	MOTOREDUCTEUR COMPLET		
5	43900038	COURROIE DENTEE 480 H 150 PAS ½"		
6	43900037	DISQUE EMBRAYAGE DIAMETRE 150 (G128)		
7	25000298	POULIE/EMBAYAGE 33H150 ARBRE CHARIOT (G128)		
8	25000292	PLAQUE D'EMBAYAGE DIAMETRE 150 TRACTION PAR COURROIES		
9	57900013	PALIER RADIAL, UNE COURRONE AVEC BILLES (40x80x23)		
10	57900014	PALIER AXIAL 51308 (40x78x26)		


**MOTORREDUCTOR DE CORREA**


POS.	CÓDIGO	DESCRIPCIÓN		
1	39970032	FINAL DE CARRERA CARRO XCK J10513		
2	25000297	EJE/POLEA 33H150 (G128)		
3	31910021	MOTOR 71 F 0,37Kw 4P B5 230/400V		
4	319020020	MOTORREDUCTOR COMPLETO		
5	43900038	CORREA DENTADA 480 H 150 PASSO ½"		
6	43900037	DISCO EMBRAGUE DIÁMETRO 150 (G128)		
7	25000298	POLEA/EMBRAGUE 33H150 EJE CARRO (G128)		
8	25000292	DISCO EMBRAGUE DIÁMETRO 150 TRACCIÓN POR CORREA		
9	57900013	COJINETE RADIAL UNA CORONA CON BOLAS (40x80x23)		
10	57900014	COJINETE AXIAL 51308 (40x78x26)		


**RIEMENGETRIEBEMOTOR**


POS.	CODE	BESCHREIBUNG		
1	39970032	ENDSCHALTER WAGEN XCK J10513		
2	25000297	WELLE/RIEMENSCHIBE 33H150 (G128)		
3	31910021	MOTOR 71 F 0,37Kw 4P B5 230/400V		
4	319020020	GETRIEBEMOTOR KOMPLETT		
5	43900038	ZAHNRIEMEN 480 H 150 PASSO ½"		
6	43900037	KUPPLUNGSSCHIBE DURCHMESSER 150 (G128)		
7	25000298	RIEMENSCHIBE/KUPPLUNG 33H150 WAGENWELLE (G128)		
8	25000292	KUPPLUNGSTELLER DURCHMESSER 150 RIEMENZUG		
9	57900013	RADIALLAGER MIT EINER MAHLKRONE (40x80x23)		
10	57900014	LÄNGSLAGER 51308 (40x78x26)		





			
ASPIRATORE			
POS.	CODICE	DESCRIZIONE	
1	31910040	MOTORE 71 F 0,37 Kw 4P B5 NOR/UL (Mercato Americano-Canadese)	
1	31910021	MOTORE 71 F 0,37 Kw 4P B5 230/400V (Versione Standard)	
1	31910037	MOTORE 71 F 0,37 Kw 4P B5 208/360V 60 Hz (Versione a 60 Hz)	
2	31900031	ASPIRATORE ECB/M 250 0,37 KW 4P 230/400V 50HZ	


			
EXHAUSTER			
POS.	CODE	DESCRIPTION	
1	31910040	MOTOR 71 F 0,37 Kw 4P B5 NOR/UL (for American and Canadian market)	
1	31910021	MOTOR 71 F 0,37 Kw 4P B5 230/400V (Standard version)	
1	31910037	MOTOR 71 F 0,37 Kw 4P B5 208/360V 60 Hz (60 Hz version)	
2	31900031	EXHAUSTER ECB/M 250 0,37 KW 4P 230/400V 50HZ	


			
ASPIRATEUR			
POS.	CODE	DESCRIPTION	
1	31910040	MOTEUR 71 F 0,37 Kw 4P B5 NOR/UL (Marché américain-canadien)	
1	31910021	MOTEUR 71 F 0,37 Kw 4P B5 230/400V (Version Standard)	
1	31910037	MOTEUR 71 F 0,37 Kw 4P B5 208/360V 60 Hz (Version à 60 Hz)	
2	31900031	ASPIRATEUR ECB/M 250 0,37 KW 4P 230/400V 50HZ	

			
EXTRACTOR			
POS.	CÓDIGO	DESCRIPCIÓN	
1	31910040	MOTOR 71 F 0,37 Kw 4P B5 NOR/UL (Mercado Americano-Canadiense)	
1	31910021	MOTOR 71 F 0,37 Kw 4P B5 230/400V (Versión Standard)	
1	31910037	MOTOR 71 F 0,37 Kw 4P B5 208/360V 60 Hz (Versión 60 Hz)	
2	31900031	EXTRACTOR ECB/M 250 0,37 KW 4P 230/400V 50HZ	


			
ABSAUGER			
POS.	CODE	BESCHREIBUNG	
1	31910040	MOTOR 71 F 0,37 Kw 4P B5 NOR/UL (Amerikanischer-Kanadischer Markt)	
1	31910021	MOTOR 71 F 0,37 Kw 4P B5 230/400V (Standart Version)	
1	31910037	MOTOR 71 F 0,37 Kw 4P B5 208/360V 60 Hz (Version a 60 Hz)	
2	31900031	ABSAUGER ECB/M 250 0,37 KW 4P 230/400V 50HZ	





 VENTILATORE			
POS.	CODICE	DESCRIZIONE	
1	31910084	MOTORE 80 F 0,55/0,45 Kw 4/6P B5 M/F-M/ 4 (G46) (2 VELOCITA)	
1	31910083	MOTORE 80 F 0,55 Kw 4P B5 MF/MT (G46) (1 VELOCITA)	
1	31910081	MOTORE 80 F 0,75/0,48 Kw 4/6P B5 M/F-M (G57) (2 VELOCITA)	
1	31910082	MOTORE 80 F 0,75 Kw 4P B5 MF/MT (G57) (1 VELOCITA)	
1	31910078	MOTORE 90 F 1,5 Kw 4P B5 MF/MT (G68) (1 VELOCITA)	
1	31910080	MOTORE 90 F 1,5/0,55 Kw 4/6P B5 M/F-M/T (G68) (2 VELOCITA)	
1	31910075	MOTORE 112 F 2,6/1,8 Kw 4/6P B5 M/F-M/ (G106/108 e G128) (2 VELOCITA)	
1	31910074	MOTORE 112 F 4Kw 4P B5 MF/MT (G106/108 e G128) (1 VELOCITA)	
2	31900018	VENTILATORE LM25 50-60 Hz RD SENZA MOTORE (G46)	
2	31900022	VENTILATORE LM28 50 Hz RD SENZA MOTORE (G57)	
2	31900023	VENTILATORE LM28 60 Hz RD SENZA MOTORE (G57)	
2	31900024	VENTILATORE LM33 50 Hz RD SENZA MOTORE (G68)	
2	31900025	VENTILATORE LM33 60 Hz RD SENZA MOTORE (G68)	
2	31900026	VENTILATORE LM39 50 Hz RD SENZA MOTORE (G106/108 e G106/108)	
2	31900027	VENTILATORE LM39 60 Hz RD SENZA MOTORE (G106/108 e G128)	


 FAN			
POS.	CODE	DESCRIPTION	
1	31910084	MOTOR 80 F 0,55/0,45 Kw 4/6P B5 M/F-M/ 4 (G46) (2 SPEEDS)	
1	31910083	MOTOR 80 F 0,55 Kw 4P B5 MF/MT (G46) (1 SPEED)	
1	31910081	MOTOR 80 F 0,75/0,48 Kw 4/6P B5 M/F-M (G57) (2 SPEEDS)	
1	31910082	MOTOR 80 F 0,75 Kw 4P B5 MF/MT (G57) (1 SPEED)	
1	31910078	MOTOR 90 F 1,5 Kw 4P B5 MF/MT (G68) (1 SPEED)	
1	31910080	MOTOR 90 F 1,5/0,55 Kw 4/6P B5 M/F-M/T (G68) (2 SPEEDS)	
1	31910075	MOTOR 112 F 2,6/1,8 Kw 4/6P B5 M/F-M/ (G106/108 and G128) (2 SPEEDS)	
1	31910074	MOTOR 112 F 4 Kw 4P B5 MF/MT (G106/108 and G128) (1 SPEED)	
2	31900018	FAN LM25 50-60 Hz RD WITHOUT MOTOR (G46)	
2	31900022	FAN LM28 50 Hz RD WITHOUT MOTOR (G57)	
2	31900023	FAN LM28 60 Hz RD WITHOUT MOTOR (G57)	
2	31900024	FAN LM33 50 Hz RD WITHOUT MOTOR (G68)	
2	31900025	FAN LM33 60 Hz RD WITHOUT MOTOR (G68)	
2	31900026	FAN LM39 50 Hz RD WITHOUT MOTOR (G106/108 and G128)	
2	31900027	FAN LM39 60 Hz RD WITHOUT MOTOR (G106/108 and G128)	


			
VENTILATEUR			
POS.	CODE	DESCRIPTION	
1	31910084	MOTEUR 80 H 0,55/0,45 Kw 4/6P B5 M/F-M/ 4 (G46) (2 VITESSES)	
1	31910083	MOTEUR 80 H 0,55 Kw 4P B5 MF/MT (G46) (1 VITESSE)	
1	31910081	MOTEUR 80 H 0,75/0,48 Kw 4/6P B5 M/F-M (G57) (2 VITESSES)	
1	31910082	MOTEUR 80 H 0,75 Kw 4P B5 MF/MT (G57) (1 VITESSE)	
1	31910078	MOTEUR 90 H 1,5 Kw 4P B5 MF/MT (G68) (1 VITESSE)	
1	31910080	MOTEUR 90 H 1,5/0,55 Kw 4/6P B5 M/F-M/T (G68) (2 VITESSES)	
1	31910026	MOTEUR 100 H 2,2/0,75 Kw 4/6P B5 M/F-M/ (G106/108 et G128) (2 VITESSES)	
1	31910028	MOTEUR 100 H 2,2 Kw 4P B5 MF/MT (G106/108 et G128) (1 VITESSE)	
2	31900018	VENTILATEUR LM25 50-60 Hz RD SANS MOTEUR (G46)	
2	31900022	VENTILATEUR LM28 50 Hz RD SANS MOTEUR (G57)	
2	31900023	VENTILATEUR LM28 60 Hz RD SANS MOTEUR (G57)	
2	31900024	VENTILATEUR LM33 50 Hz RD SANS MOTEUR (G68)	
2	31900025	VENTILATEUR LM33 60 Hz RD SANS MOTEUR (G68)	
2	31900026	VENTILATEUR LM39 50 Hz RD SANS MOTEUR (G106/108 et G128)	
2	31900027	VENTILATEUR LM39 60 Hz RD SANS MOTEUR (G106/108 et G128)	


			
VENTILADOR			
POS.	CÓDIGO	DESCRIPCIÓN	
1	31910084	MOTOR 80 H 0,55/0,45 Kw 4/6P B5 M/F-M/ 4 (G46) (2 VELOCIDADES)	
1	31910083	MOTOR 80 H 0,55 Kw 4P B5 MF/MT (G46) (1 VELOCIDAD)	
1	31910081	MOTOR 80 H 0,75/0,48 Kw 4/6P B5 M/F-M/ (G57) (2 VELOCIDADES)	
1	31910082	MOTOR 80 H 0,75 Kw 4P B5 MF/MT (G57) (1 VELOCIDAD)	
1	31910078	MOTOR 90 H 1,5 Kw 4P B5 MF/MT (G68) (1 VELOCIDAD)	
1	31910080	MOTOR 90 H 1,5/0,55 Kw 4/6P B5 M/F-M/T (G68) (2 VELOCIDADES)	
1	31910026	MOTOR 100 H 2,2/0,75 Kw 4/6P B5 M/F-M/ (G106/108 y G128) (2 VELOCIDADES)	
1	31910028	MOTOR 100 H 2,2 Kw 4P B5 MF/MT (G106/108 y Galileo 128) (1 VELOCIDAD)	
2	31900018	VENTILADOR LM25 50-60 Hz RD SIN MOTOR (G46)	
2	31900022	VENTILADOR LM28 50 Hz RD SIN MOTOR (G57)	
2	31900023	VENTILADOR LM28 60 Hz RD SIN MOTOR (G57)	
2	31900024	VENTILADOR LM33 50 Hz RD SIN MOTOR (G68)	
2	31900025	VENTILADOR LM33 60 Hz RD SIN MOTOR (G68)	
2	31900026	VENTILADOR LM39 50 Hz RD SIN MOTOR (G106/108 y G128)	
2	31900027	VENTILADOR LM39 60 Hz RD SIN MOTOR (G106/108 y G128)	

			
VENTILATOR			
POS.	CODE	BESCHREIBUNG	
1	31910084	MOTOR 80 H 0,55/0,45 Kw 4/6P B5 M/F-M/ 4 (G46) (2 GÄNGE)	
1	31910083	MOTOR 80 H 0,55 Kw 4P B5 MF/MT (G46) (1 GANG)	
1	31910081	MOTOR 80 H 0,75/0,48 Kw 4/6P B5 M/F-M (G57) (2 GÄNGE)	
1	31910082	MOTOR 80 H 0,75 Kw 4P B5 MF/MT (G57) (1 GANG)	
1	31910078	MOTOR 90 H 1,5 Kw 4P B5 MF/MT (G68) (1 GANG)	
1	31910080	MOTOR 90 H 1,5/0,55 Kw 4/6P B5 M/F-M/T (G68) (2 GÄNGE)	
1	31910026	MOTOR 100 H 2,2/0,75 Kw 4/6P B5 M/F-M/ (G106/108 und G128) (2 GÄNGE)	
1	31910028	MOTOR 100 H 2,2 Kw 4P B5 MF/MT (G106/108 und G128) (1 GANG)	
2	31900018	VENTILATOR LM25 50-60 Hz RD OHNE MOTOR (G46)	
2	31900022	VENTILATOR LM28 50 Hz RD OHNE MOTOR (G57)	
2	31900023	VENTILATOR LM28 60 Hz RD OHNE MOTOR (G57)	
2	31900024	VENTILATOR LM33 50 Hz RD OHNE MOTOR (G68)	
2	31900025	VENTILATOR LM33 60 Hz RD OHNE MOTOR (G68)	
2	31900026	VENTILATOR LM39 50 Hz RD OHNE MOTOR (G106/108 und G128)	
2	31900027	VENTILATOR LM39 60 Hz RD OHNE MOTOR (G106/108 und G128)	



 PERNO FLANGIATO		
POS.	CODICE	DESCRIZIONE
1	26000040	PERNO FLANGIATO ROTAZIONE PIATTAFORMA GIREVOLE ROTOR 99
1	61000499	PERNO FLANGIATO ROTAZIONE CARRELLO DIAMETRO 22
1	26000040	PERNO FLANGIATO ROTAZIONE PIATTAFORMA GIREVOLE
2	57900009	BOCCOLA AUTOLUBRIFICANTE TFP 25/28/25
2	57900018	BOCCOLA AUTOLUBRIFICANTE TFP 22/25/25
3	57900004	BOCCOLA AUTOLUBRIFICANTE TFP 25/28/15

 FLANGED PIN		
POS.	CODE	DESCRIPTION
1	26000040	FLANGED PIN FOR TROLLEY ROTATION ROTOR 99
1	61000499	FLANGED PIN FOR TROLLEY ROTATION DIAMETER 22
1	26000040	FLANGED PIN FOR REVOLVING PLATFORM ROTATION
2	57900009	RING TFP 25/28/25
2	57900018	RING TFP 22/25/25
3	57900004	RING TFP 25/28/15

 PIVOT A BRIDES		
POS.	CODE	DESCRIPTION
1	26000040	PIVOT A BRIDES ROTATION CHARIOT ROTOR 99
1	61000499	PIVOT A BRIDES ROTATION CHARIOT DIAMETRE 22
1	26000040	PIVOT A BRIDES POUR LA ROTATION DA LA PLAQUE TOURNANTE
2	57900009	BAGUE TFP 25/28/25
2	57900018	BAGUE TFP 22/25/25
3	57900004	BAGUE TFP 25/28/15


**PERNO CON VALONAS**


POS.	CÓDIGO	DESCRIPCIÓN		
1	26000040	PERNO CON VALONAS ROTACIÓN CARRO ROTOR 99		
1	61000499	PERNO CON VALONAS ROTACIÓN CARRO DIAMETRO 22		
1	26000040	PERNO CON VALONAS ROTACIÓN PLATAFORMA GIRATORIA		
2	57900009	ANILLO TFP 25/28/25		
2	57900018	ANILLO TFP 22/25/25		
3	57900004	ANILLO TFP 25/28/15		


**GEFLANSCHTER WAGENBOLZEN**

POS.	CODE	BESCHREIBUNG		
1	26000040	GEFLANSCHTER BOLZEN WAGENDREHUNG ROTOR 99		
1	61000499	GEFLANSCHTER BOLZEN WAGENDREHUNG DIAMETER 22		
1	26000040	GEFLANSCHTER BOLZEN FUR DREHBAREN DREHTELLER		
2	57900009	RING TFP 25/28/25		
2	57900018	RING TFP 22/25/25		
3	57900004	RING TFP 25/28/15		

www.kiy-v.ua



 GRUPPO RESISTENZE			
POS.	CODICE	DESCRIZIONE	
1	23000108	SUPPORTO RESISTENZE (G46)	
1	21000939	SUPPORTO RESISTENZE (G57)	
1	21000791	SUPPORTO RESISTENZE (G68)	
1	21000509	SUPPORTO RESISTENZE (G106/108)	
2	33010008	RESISTENZA ELETTRICA LUNGHEZZA 524 1700W (G46)	
2	33010010	RESISTENZA ELETTRICA LUNGHEZZA 654 2400W (G57)	
2	33010012	RESISTENZA ELETTRICA LUNGHEZZA 864 3000W (G68)	
2	33010014	RESISTENZA ELETTRICA LUNGHEZZA 1064 3900W (G106/108, 128)	
3	24000498	BARRA COLLEGAMENTO INTERASSE 100 (G)	

 ELECTRICAL HEATING ELEMENT UNIT			
POS.	CODE	DESCRIPTION	
1	23000108	ELECTRICAL HEATING ELEMENT SUPPORT (G46)	
1	21000939	ELECTRICAL HEATING ELEMENT SUPPORT (G57)	
1	21000791	ELECTRICAL HEATING ELEMENT SUPPORT (G68)	
1	21000509	ELECTRICAL HEATING ELEMENT SUPPORT (G106/108)	
2	33010008	ELECTRICAL HEATING ELEMENT LENGTH 524 1700W (G46)	
2	33010010	ELECTRICAL HEATING ELEMENT LENGTH 654 2400W (G57)	
2	33010012	ELECTRICAL HEATING ELEMENT LENGTH 864 3000W (G68)	
2	33010014	ELECTRICAL HEATING ELEMENT LENGTH 1064 3900W (G106/108,128)	
3	24000498	CENTER DISTANCE CONNECTING BAR 100 (G)	

**GROUPE RESISTANCES**

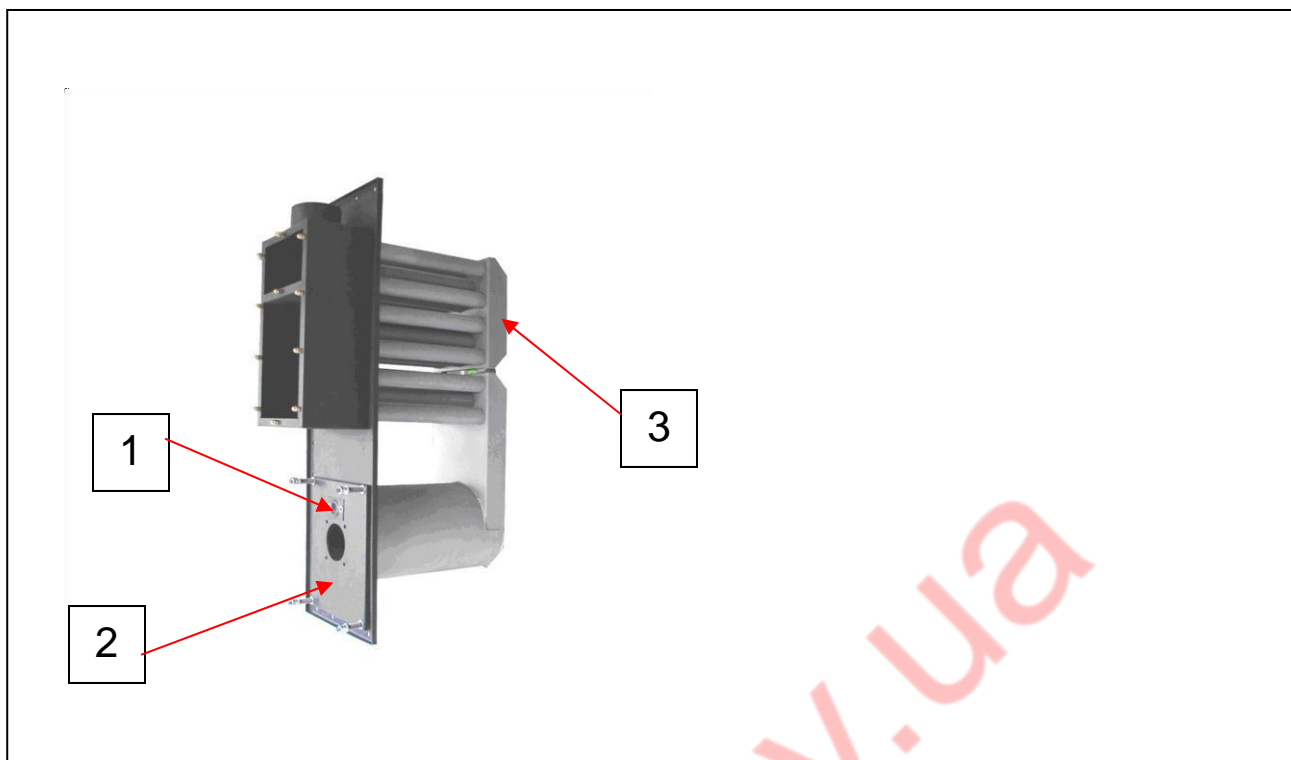
POS.	CODE	DESCRIPTION		
1	23000108	SUPPORT RESISTANCES (G46)		
1	21000939	SUPPORT RESISTANCES (G57)		
1	21000791	SUPPORT RESISTANCES (G68)		
1	21000509	SUPPORT RESISTANCES (G106/108)		
2	33010008	RESISTANCE ELECTRIQUE LONGUEUR 524 1700W (G46)		
2	33010010	RESISTANCE ELECTRIQUE LONGUEUR 654 2400W (G57)		
2	33010012	RESISTANCE ELECTRIQUE LONGUEUR 864 3000W (G68)		
2	33010014	RESISTANCE ELECTRIQUE LONGUEUR 1064 3900W (G106/108,128)		
3	24000498	BARRE DE CONNEXION ENTRAXE 100 (G)		


**GRUPO RESISTENCIAS**


POS.	CÓDIGO	DESCRIPCIÓN		
1	23000108	PORTARESISTENCIAS (G46)		
1	21000939	PORTARESISTENCIAS (G57)		
1	21000791	PORTARESISTENCIAS (G68)		
1	21000509	PORTARESISTENCIAS (G106/108)		
2	33010008	RESISTENCIA ELÉCTRICA LONGITUD 524 1700W (G46)		
2	33010010	RESISTENCIA ELÉCTRICA LONGITUD 654 2400W (G57)		
2	33010012	RESISTENCIA ELÉCTRICA LONGITUD 864 3000W (G68)		
2	33010014	RESISTENCIA ELÉCTRICA LONGITUD 1064 3900W (G106/108,128)		
3	24000498	BARRA DE CONEXIÓN DISTANCIA ENTRE EJES 100 (G)		

**GRUPPE WIDERSTÄNDE**

POS.	CODE	BESCHREIBUNG		
1	23000108	WIDERSTANDSHALTER (G46)		
1	21000939	WIDERSTANDSHALTER (G57)		
1	21000791	WIDERSTANDSHALTER (G68)		
1	21000509	WIDERSTANDSHALTER (G106/108)		
2	33010008	ELEKTRISCHER WIDERSTAND LÄNGE 524 1700W (G46)		
2	33010010	ELEKTRISCHER WIDERSTAND LÄNGE 654 2400W (G57)		
2	33010012	ELEKTRISCHER WIDERSTAND LÄNGE 864 3000W (G68)		
2	33010014	ELEKTRISCHER WIDERSTAND LÄNGE 1064 3900W (G106/108,128)		
3	24000498	VERBINDUNGSSTANGE ACHSABSTAND 100 (G)		



			
CAMERA COMBUSTIONE			
POS.	CODICE	DESCRIZIONE	
1	41000031	VETRO BOROFLOAT DIAMETRO 38 SPESSORE 5 mm PORTINA BRUCIATORE	
2	61001838	PORTINA BRUCIATORE (G46)	
2	61001839	PORTINA BRUCIATORE (G57)	
2	61001840	PORTINA BRUCIATORE (G68, 106/108, 128)	
3	61001834	CAMERA COMBUSTIONE (G46)	
3	61001835	CAMERA COMBUSTIONE (G57)	
4	61001836	CAMERA COMBUSTIONE (G68)	
4	61001837	CAMERA COMBUSTIONE (G106/108)	
3	61002683	CAMERA COMBUSTIONE (G128)	

			
COMBUSTION CHAMBER			
POS.	CODE	DESCRIPTION	
1	41000031	BOROFLOAT GLASS, DIAMETER 38, THICKNESS 5 mm, BURNER DOOR	
2	61001838	BURNER DOOR (G46)	
2	61001839	BURNER DOOR (G57)	
2	61001840	BURNER DOOR (G68, 106/108, 128)	
3	61001834	COMBUSTION CHAMBER (G46)	
3	61001835	COMBUSTION CHAMBER (G57)	
4	61001836	COMBUSTION CHAMBER (G68)	
4	61001837	COMBUSTION CHAMBER (G106/108)	
3	61002683	COMBUSTION CHAMBER (G128)	

**CHAMBRE DE COMBUSTION**


POS.	CODE	DESCRIPTION		
1	41000031	VERRE BOROFLOAT DIAMETRE 38 EPAISSEUR 5 mm PORTE BRULEUR		
2	61001838	PORTE BRULEUR (G46)		
2	61001839	PORTE BRULEUR (G57)		
2	61001840	PORTE BRULEUR (G68, 106/108, 128)		
3	61001834	CHAMBRE DE COMBUSTION (G46)		
3	61001835	CHAMBRE DE COMBUSTION (G57)		
4	61001836	CHAMBRE DE COMBUSTION (G68)		
4	61001837	CHAMBRE DE COMBUSTION (G106/108)		
3	61002683	CHAMBRE DE COMBUSTION (G128)		


**CÁMARA DE COMBUSTIÓN**


POS.	CÓDIGO	DESCRIPCIÓN		
1	41000031	VIDRIO BOROFLOAT DIÁMETRO 38 ESPESOR 5 mm PUERTA QUEMADOR		
2	61001838	PUERTA QUEMADOR (G46)		
2	61001839	PUERTA QUEMADOR (G57)		
2	61001840	PUERTA QUEMADOR (G68, 106/108, 128)		
3	61001834	CÁMARA DE COMBUSTIÓN (G46)		
3	61001835	CÁMARA DE COMBUSTIÓN (G57)		
4	61001836	CÁMARA DE COMBUSTIÓN (G68)		
4	61001837	CÁMARA DE COMBUSTIÓN (G106/108)		
3	61002683	CÁMARA DE COMBUSTIÓN (G128)		


**VERBRENNUNGSKAMMER**


POS.	CODE	BESCHREIBUNG		
1	41000031	BOROFLOAT GLAS DURCHMESSER 38 DICKE 5 mm TÜRCHEBRENNER		
2	61001838	TÜRCHEBRENNER (G46)		
2	61001839	TÜRCHEBRENNER (G57)		
2	61001840	TÜRCHEBRENNER (G68, 106/108, 128)		
3	61001834	VERBRENNUNGSKAMMER (G46)		
3	61001835	VERBRENNUNGSKAMMER (G57)		
4	61001836	VERBRENNUNGSKAMMER (G68)		
4	61001837	VERBRENNUNGSKAMMER (G106/108)		
3	61002683	VERBRENNUNGSKAMMER (G128)		





			
BRUCIATORE			
POS.	CODICE	DESCRIZIONE	
1	24000496	FLANGIA VETRO DIAMETRO 38 PORTINA BRUCIATORE	
2	41000031	VETRO BOROFLOAT DIAMETRO 38 SPESSORE 5 mm PORTINA BRUCIATORE	
3	32920004	BRUCIATORE RIELLO 40 F5 (G46)	
3	32920021	BRUCIATORE RIELLO 40 FS5 CE 50 HZ 2° (G46)	
3	32920005	BRUCIATORE RIELLO 40 F10 (G57e G68)	
3	32920022	BRUCIATORE RIELLO 40 FS8 CE 50 HZ -2°- (G57e G68)	
3	32920006	BRUCIATORE RIELLO 40 F20 (G106/108 e G128)	
3	32920003	BRUCIATORE RIELLO 40 FS15 CE (G106/108 e G128)	


			
BURNER			
POS.	CODE	DESCRIPTION	
1	24000496	GLASS FLANGE, DIAMETER 38, BURNER DOOR	
2	41000031	BOROFLOAT GLASS, DIAMETER 38, THICKNESS 5 mm, DOOR BURNER	
3	32920004	BURNER RIELLO 40 F5 (G46)	
3	32920021	BURNER RIELLO 40 FS5 CE 50 HZ 2° (G46)	
3	32920005	BURNER RIELLO 40 F10 (G57and G68)	
3	32920022	BURNER RIELLO 40 FS8 CE 50 HZ -2°- (G57 e G68)	
3	32920006	BURNER RIELLO 40 F20 (G106/108 e G128)	
3	32920003	BURNER RIELLO 40 FS15 CE (G106/108 e G128)	


			
BRULEUR			
POS.	CODE	DESCRIPTION	
1	24000496	BRIDE VERRE DIAMETRE 38 PORTE BRULEUR	
2	41000031	VERRE BOROFLOAT DIAMETRE 38 EPAISSEUR 5 mm PORTE BRULEUR	
3	32920004	BRULEUR RIELLO 40 F5 (G46)	
3	32920021	BRULEUR RIELLO 40 FS5 CE 50 HZ 2° (G46)	
3	32920005	BRULEUR RIELLO 40 F10 (G57et G68)	
3	32920022	BRUCIATORE RIELLO 40 FS8 CE 50 HZ -2° (G57 e G68)	
3	32920006	BRULEUR RIELLO 40 F20 (G106/108 e G128)	
3	32920003	BRULEUR RIELLO 40 FS15 CE (G106/108 e G128)	


			
QUEMADOR			
POS.	CÓDIGO	DESCRIPCIÓN	
1	24000496	BRIDA VIDRIO DIÁMETRO 38 PUERTA QUEMADOR	
2	41000031	VIDRIO BOROFLOAT DIÁMETRO 38 ESPESOR 5 mm PUERTA QUEMADOR	
3	32920004	QUEMADOR RIELLO 40 F5 (G46)	
3	32920021	QUEMADOR RIELLO 40 FS5 CE 50 HZ 2° (G46)	
3	32920005	QUEMADOR RIELLO 40 F10 (G57y G68)	
3	32920022	BRUCIATORE RIELLO 40 FS8 CE 50 HZ -2° (G57 e G68)	
3	32920006	QUEMADOR RIELLO 40 F20 (G106/108 e G128)	
3	32920003	QUEMADOR RIELLO 40 FS15 CE (G106/108 e G128)	


			
BRENNER			
POS.	CODE	BESCHREIBUNG	
1	24000496	FLANSCH GLAS DURCHMESSER 38 TÜRCHEN BRENNER	
2	41000031	BOROFLOAT GLAS DURCHMESSER 38 DICKE 5 mm TÜRCHEN BRENNER	
3	32920004	BRENNER RIELLO 40 F5 (G46)	
3	32920021	BRUCIATORE RIELLO 40 FS5 CE 50 HZ 2° (G46)	
3	32920005	BRENNER RIELLO 40 F10 (G57und G68)	
3	32920022	BRENNER RIELLO 40 FS8 CE 50 HZ -2° (G57e G68)	
3	32920006	BRENNER RIELLO 40 F20 (G106/108 e G128)	
3	32920003	BRENNER RIELLO 40 FS15 CE (G106/108 e G128)	





 RAMPA - GIUNTO ANTIVIBRANTE			
POS.	CODICE	DESCRIZIONE	
1	32930040	RAMPA GAS MB 07/1 DIAMETRO 3/4 CE FS15	
1	32930064	RAMPA GAS MB DLE 405 B01 (1/2") FS5/FS8	
2	32930008	GIUNTO ANTIVIBRANTE DA 3/4	


 RAMP - VIBRATION-DAMPING JOINT			
POS.	CODE	DESCRIPTION	
1	32930040	GAS RAMP MB 07/1 DIAMETER 3/4 CE FS15	
1	32930064	GAS RAMP MB DLE 405 B01 (1/2") FS5/FS8	
2	32930008	VIBRATION-DAMPING JOINT 3/4	

 RAMPE - JOINT ANTIVIBRATOIRE			
POS.	CODE	DESCRIPTION	
1	32930040	RAMPE GAZ MB 07/1 DIAMETRE 3/4 CE FS15	
1	32930064	RAMPE GAZ MB DLE 405 B01 (1/2") FS5/FS8	
2	32930008	JOINT ANTIVIBRATOIRE 3/4	

 RAMPA - JUNTA ANTIVIBRATORIA			
POS.	CÓDIGO	DESCRIPCIÓN	
1	32930040	RAMPA GAS MB 07/1 DIÁMETRO 3/4 CE FS15	
1	32930064	RAMPA GAS MB DLE 405 B01 (1/2") FS5/FS8	
2	32930008	JUNTA ANTIVIBRATORIA 3/4	

 RAMPE - PUFFERVERBINDUNG			
POS.	CODE	BESCHREIBUNG	
1	32930040	GASRAMPE MB 07/1 DURCHMESSER 3/4 CE FS15	
1	32930064	GASRAMPE MB DLE 405 B01 (1/2") FS5/FS8	
2	32930008	PUFFERVERBINDUNG 3/4	



 VAPORIERA A PIATTI			
POS.	CODICE	DESCRIZIONE	
1	21003205	VASCHETTA VAPORIERA A PIATTI SUPERIORE FINITA (G46)	
1	21003199	VASCHETTA VAPORIERA A PIATTI SUPERIORE FINITA (G57)	
1	21003211	VASCHETTA VAPORIERA A PIATTI SUPERIORE FINITA (G68)	
1	21003216	VASCHETTA VAPORIERA A PIATTI SUPERIORE FINITA (G106/108)	
1	21003224	VASCHETTA VAPORIERA A PIATTI SUPERIORE FINITA (G128)	
2	21002887	VASCHETTA VAPORIERA A PIATTI INFERIORE FINITA (G46)	
2	21002940	VASCHETTA VAPORIERA A PIATTI INFERIORE FINITA (G57)	
2	21002852	VASCHETTA VAPORIERA A PIATTI INFERIORE FINITA (G68)	
2	21002864	VASCHETTA VAPORIERA A PIATTI INFERIORE FINITA (G106/108)	
2	21002912	VASCHETTA VAPORIERA A PIATTI INFERIORE FINITA (G128)	
3	61000417	VAPORIERA COMPLETA A PIATTI BREVETTATA (G46)	
3	61000416	VAPORIERA COMPLETA A PIATTI BREVETTATA (G57)	
3	61000415	VAPORIERA COMPLETA A PIATTI BREVETTATA (G68)	
3	61000418	VAPORIERA COMPLETA A PIATTI BREVETTATA (G106/108)	
3	61000419	VAPORIERA COMPLETA A PIATTI BREVETTATA (G128)	


**PLATE STEAM GENERATOR**


POS.	CODE	DESCRIPTION		
1	21003205	UPPER PLATE STEAM GENERATOR TANK (G46)		
1	21003199	UPPER PLATE STEAM GENERATOR TANK (G57)		
1	21003211	UPPER PLATE STEAM GENERATOR TANK (G68)		
1	21003216	UPPER PLATE STEAM GENERATOR TANK (G106/108)		
1	21003224	UPPER PLATE STEAM GENERATOR TANK (G128)		
2	21002887	LOWER PLATE STEAM GENERATOR TANK (G46)		
2	21002940	LOWER PLATE STEAM GENERATOR TANK (G57)		
2	21002852	LOWER PLATE STEAM GENERATOR TANK (G68)		
2	21002864	LOWER PLATE STEAM GENERATOR TANK (G106/108)		
2	21002912	LOWER PLATE STEAM GENERATOR TANK (G128)		
3	61000417	COMPLETE PLATE STEAM GENERATOR/ PATENT (G46)		
3	61000416	COMPLETE PLATE STEAM GENERATOR/ PATENT (G57)		
3	61000415	COMPLETE PLATE STEAM GENERATOR/ PATENT (G68)		
3	61000418	COMPLETE PLATE STEAM GENERATOR/ PATENT (G106/108)		
3	61000419	COMPLETE PLATE STEAM GENERATOR/ PATENT (G128)		

**GENERATEUR DE VAPEUR A PLAQUES**

POS.	CODE	DESCRIPTION		
1	21003205	CUVETTE GENERATEUR DE VAPEUR A PLAQUES SUPERIEURE (G46)		
1	21003199	CUVETTE GENERATEUR DE VAPEUR A PLAQUES SUPERIEURE (G57)		
1	21003211	CUVETTE GENERATEUR DE VAPEUR A PLAQUES SUPERIEURE (G68)		
1	21003216	CUVETTE GENERATEUR DE VAPEUR A PLAQUES SUPERIEURE (G106/108)		
1	21003224	CUVETTE GENERATEUR DE VAPEUR A PLAQUES SUPERIEURE (G128)		
2	21002887	CUVETTE GENERATEUR DE VAPEUR A PLAQUES INFERIEURE (G46)		
2	21002940	CUVETTE GENERATEUR DE VAPEUR A PLAQUES INFERIEURE (G57)		
2	21002852	CUVETTE GENERATEUR DE VAPEUR A PLAQUES INFERIEURE (G68)		
2	21002864	CUVETTE GENERATEUR DE VAPEUR A PLAQUES INFERIEURE (G106/108)		
2	21002912	CUVETTE GENERATEUR DE VAPEUR A PLAQUES INFERIEURE (G128)		
3	61000417	GENERATEUR DE VAPEUR COMPLET A PLAQUES BREVETE (G46)		
3	61000416	GENERATEUR DE VAPEUR COMPLET A PLAQUES BREVETE (G57)		
3	61000415	GENERATEUR DE VAPEUR COMPLET A PLAQUES BREVETE (G68)		
3	61000418	GENERATEUR DE VAPEUR COMPLET A PLAQUES BREVETE (G106/108)		
3	61000419	GENERATEUR DE VAPEUR COMPLET A PLAQUES BREVETE (G128)		

			
GENERADOR DE VAPOR CON PLACAS			
POS.	CÓDIGO	DESCRIPCIÓN	
1	21003205	GENERADOR DE VAPOR CON PLACAS SUPERIOR (G46)	
1	21003199	GENERADOR DE VAPOR CON PLACAS SUPERIOR (G57)	
1	21003211	GENERADOR DE VAPOR CON PLACAS SUPERIOR (G68)	
1	21003216	GENERADOR DE VAPOR CON PLACAS SUPERIOR (G106/108)	
1	21003224	GENERADOR DE VAPOR CON PLACAS SUPERIOR (G128)	
2	21002887	GENERADOR DE VAPOR CON PLACAS INFERIOR (G46)	
2	21002940	GENERADOR DE VAPOR CON PLACAS INFERIOR (G57)	
2	21002852	GENERADOR DE VAPOR CON PLACAS INFERIOR (G68)	
2	21002864	GENERADOR DE VAPOR CON PLACAS INFERIOR (G106/108)	
2	21002912	GENERADOR DE VAPOR CON PLACAS INFERIOR (G128)	
3	61000417	GENERADOR DE VAPOR COMPLETO CON PLACAS PATENTADO(G46)	
3	61000416	GENERADOR DE VAPOR COMPLETO CON PLACAS PATENTADO (G57)	
3	61000415	GENERADOR DE VAPOR COMPLETO CON PLACAS PATENTADO (G68)	
3	61000418	GENERADOR DE VAPOR COMPLETO CON PLACAS PATENTADO (G106/108)	
3	61000419	GENERADOR DE VAPOR COMPLETO CON PLACAS PATENTADO (G128)	

			
PLATTENDAMPFERZEUGER			
POS.	CODE	BESCHREIBUNG	
1	21003205	OBERER PLATTENDAMPFERZEUGER (G46)	
1	21003199	OBERER PLATTENDAMPFERZEUGER (G57)	
1	21003211	OBERER PLATTENDAMPFERZEUGER (G68)	
1	21003216	OBERER PLATTENDAMPFERZEUGER (G106/108)	
1	21003224	OBERER PLATTENDAMPFERZEUGER (G128)	
2	21002887	UNTERER PLATTENDAMPFERZEUGER (G46)	
2	21002940	UNTERER PLATTENDAMPFERZEUGER (G57)	
2	21002852	UNTERER PLATTENDAMPFERZEUGER (G68)	
2	21002864	UNTERER PLATTENDAMPFERZEUGER (G106/108)	
2	21002912	UNTERER PLATTENDAMPFERZEUGER (G128)	
3	61000417	KOMPLETTER PLATTENDAMPFERZEUGER BREVETIERT (G46)	
3	61000416	KOMPLETTER PLATTENDAMPFERZEUGER BREVETIERT (G57)	
3	61000415	KOMPLETTER PLATTENDAMPFERZEUGER BREVETIERT (G68)	
3	61000418	KOMPLETTER PLATTENDAMPFERZEUGER BREVETIERT (G106/108)	
3	61000419	KOMPLETTER PLATTENDAMPFERZEUGER BREVETIERT (G128)	




ESPLOSO VASCHETTA VAPORIERA


POS.	CODICE	DESCRIZIONE		
1	25900080	LAMINATO PIATTO FE360B 25X5X360 (G46)		
1	25900081	LAMINATO PIATTO FE360B 25X8X360 (G57)		
1	25900068	LAMINATO PIATTO FE360B 25X8X460 (G68)		
1	25900069	LAMINATO PIATTO FE360B 25X8X580 (G106/108)		
1	25900070	LAMINATO PIATTO FE360B 25X8X850 (G128)		
2	61000775	VASCHETTA VAP.A PIATTI CENTR.4060 FINITA (G46)		
2	61000776	VASCHETTA VAP.A PIATTI CENTR.4676 FINITA (G57)		
2	61000777	VASCHETTA VAP.A PIATTI CENTR.6090 FINITA (G68)		
2	61000778	VASCHETTA VAP.A PIATTI CENTR.8010O FIN. (G106/108)		
2	61000779	VASCHETTA VAP.A PIATTI CENTR.8012O FIN. (G128)		




EXPLODED VIEW: STEAM GENERATOR TANK

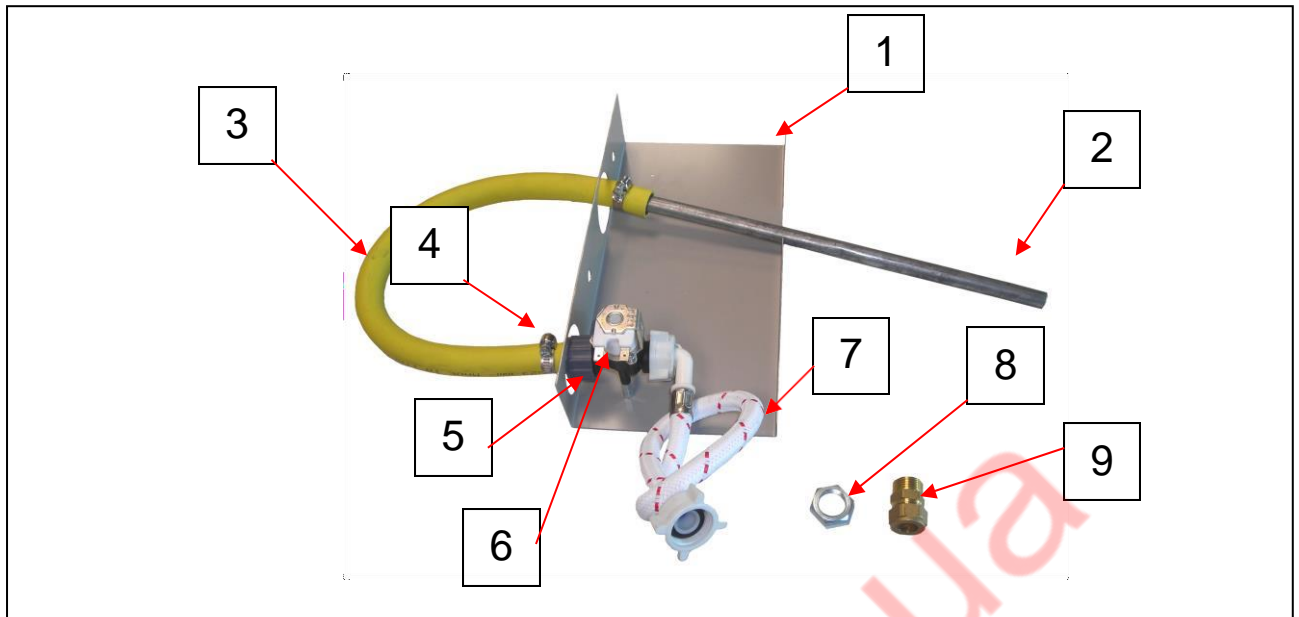
POS.	CODE	DESCRIPTION		
1	25900080	METAL BAR FE360B 25X5X360 (G46)		
1	25900081	METAL BAR FE360B 25X8X360 (G57)		
1	25900068	METAL BAR FE360B 25X8X460 (G68)		
1	25900069	METAL BAR FE360B 25X8X580 (G106/108)		
1	25900070	METAL BAR FE360B 25X8X850 (G128)		
2	61000775	PLATE STEAM GENERATOR TANK CENTR. 4060 FINISHED (G46)		
2	61000776	PLATE STEAM GENERATOR TANK CENTR. 4676 FINITA (G57)		
2	61000777	PLATE STEAM GENERATOR TANK CENTR. 6090 FINITA (G68)		
2	61000778	PLATE STEAM GENERATOR TANK CENTR. 8010O FIN. (G106/108)		
2	61000779	PLATE STEAM GENERATOR TANK CENTR. 8012O FIN. (G128)		


			
VUE ECLATEE DE LA CUVETTE DU GENERATEUR DE VAPEUR			
POS.	CODE	DESCRIPTION	
1	25900080	BARRE METALLIQUE FE360B 25X5X360 (G46)	
1	25900081	BARRE METALLIQUE FE360B 25X8X360 (G57)	
1	25900068	BARRE METALLIQUE FE360B 25X8X460 (G68)	
1	25900069	BARRE METALLIQUE FE360B 25X8X580 (G106/108)	
2	25900070	LAMINATO PIATTO FE360B 25X8X850 (G128)	
2	61000775	CUVETTE GENERATEUR DE VAPEUR A PLAQUES CENTR. 4060 FINIE (G46)	
2	61000776	CUVETTE GENERATEUR DE VAPEUR A PLAQUES CENTR.4676 FINIE (G57)	
2	61000777	CUVETTE GENERATEUR DE VAPEUR A PLAQUES CENTR.6090 FINIE (G68)	
2	61000778	CUVETTE GENERATEUR DE VAPEUR A PLAQUES CENTR.80100 FINIE (G106/108)	
2	61000779	CUVETTE GENERATEUR DE VAPEUR A PLAQUES CENTR.80120 FINIE (G128)	


			
VISTA DESPIEZADA DEL TANQUE GENERADOR DE VAPOR			
POS.	CÓDIGO	DESCRIPCIÓN	
1	25900080	BARRA DE METAL FE360B 25X5X360 (G46)	
1	25900081	BARRA DE METAL FE360B 25X8X360 (G57)	
1	25900068	BARRA DE METAL FE360B 25X8X460 (G68)	
1	25900069	BARRA DE METAL FE360B 25X8X580 (G106/108)	
1	25900070	BARRA DE METAL FE360B 25X8X850 (G128)	
2	61000775	TANQUE GENERADR DE VAPOR CON PLACAS CENTR.4060 ACABADA (G46)	
2	61000776	TANQUE GENERADR DE VAPOR CON PLACAS CENTR.4676 ACABADA (G57)	
2	61000777	TANQUE GENERADR DE VAPOR CON PLACAS CENTR.6090 ACABADA (G68)	
2	61000778	TANQUE GENERADR DE VAPOR CON PLACAS CENTR.80100 ACABADA (G106/108)	
2	61000779	TANQUE GENERADR DE VAPOR CON PLACAS CENTR.80120 ACABADA (G128)	

			
EXPLOSIONSZEICHNUNG: BEHÄLTER DAMPFERZEUGER			
POS.	CODE	BESCHREIBUNG	
1	25900080	METALLSTANGE FE360B 25X5X360 (G46)	
1	25900081	METALLSTANGE FE360B 25X8X360 (G57)	
1	25900068	METALLSTANGE FE360B 25X8X460 (G68)	
1	25900069	METALLSTANGE FE360B 25X8X580 (G106/108)	
1	25900070	METALLSTANGE FE360B 25X8X850 (G128)	
2	61000775	BEHÄLTER PLATTENDAMPFERZEUGER ZENTR. 4060 FERTIG (G46)	
2	61000776	BEHÄLTER PLATTENDAMPFERZEUGER ZENTR. 4676 FERTIG (G57)	
2	61000777	BEHÄLTER PLATTENDAMPFERZEUGER ZENTR. 6090 FERTIG (G68)	
2	61000778	BEHÄLTER PLATTENDAMPFERZEUGER ZENTR. 80100 FERTIG (G106/108)	
2	61000779	BEHÄLTER PLATTENDAMPFERZEUGER ZENTR. 80120 FERTIG (G128)	

2011 ->



 GRUPPO ACQUA			
POS.	CODICE	DESCRIZIONE	PREZZO
1	21005004	MENSOLA RIPARO ACQUA G/2	
2	26000067	TUBO DIAM. 14X1,5X400 AISI 304 GRUPPO ACQUA	
3	55900001	TUBO GOMMA EDPM 13X23 GIALLO	
4	54900009	FASCETTA STRINGI TUBO 15/24	
5	55900125	RACCORDO PORTAGOMMA 1/2" DIAM.15	
6	55900127	ELETTROVALVOLA 3/4" M/M MINI 230 V	
7	55900127	TUBO ACQUA DN10 F3/4GI-CF3/4GI 500 INOX	
8	52900014	CONTRODADO CADMIATO DA 1/2"	
9	55900068	RACCORDO MASCHIO 1/2"X14 CON OGIVA	

 WATER UNIT			
POS.	CODE	DESCRIPTION	PRICE
1	21005004	WATER PROTECTION SHELF G/2	
2	26000067	TUBE DIAM. 14X1,5X400 AISI 304 WATER UNIT	
3	55900001	RUBBER TUBE EDPM 13X23 YELLOW	
4	54900009	HOSE CLAMPS 15/24	
5	55900125	HOSE CLAMP FITTING 1/2" DIAM.15	
6	55900127	SOLENOID VALVE 3/4" M/M MINI 230 V	
7	55900127	TUBE NYLONFLEX DN10 F3/4GI-CF3/4GI MM 500	
8	52900014	CADMIUM TREATED LOCKNUT 1/2"	
9	55900068	MALE THREAD JOINT 1/2"X14 WITH HEAD	

**GROUPE EAU**

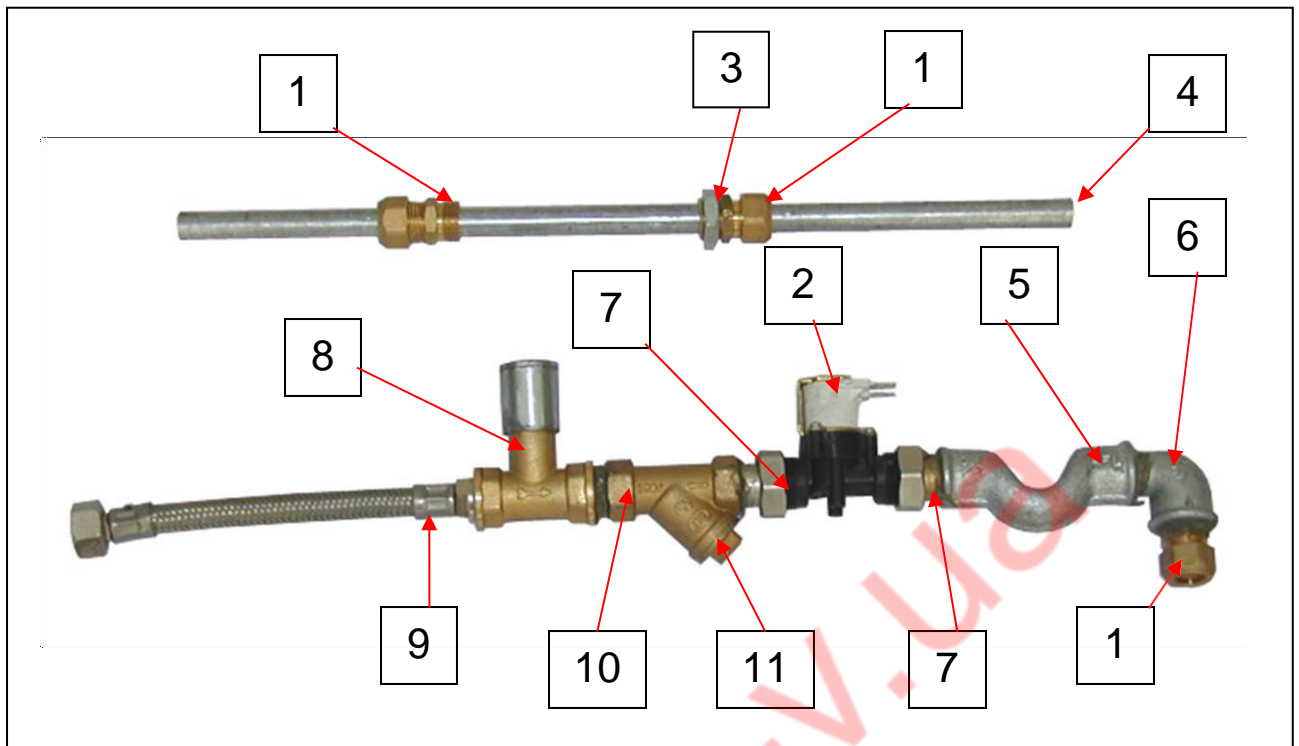
POS.	CODE	DESCRIPTION	PRIX
1	21005004	ETAGERE PROTECTION EAU G/2	
2	26000067	TUBE DIAM. 14X1,5X400 AISI 304 GROUPE EAU	
3	55900001	TUBE CAOUTCHOUC EDPM 13X23 JAUNE	
4	54900009	BAGUE SERRE-TUBE 15/24	
5	55900125	RACCORD PORTE JOINT ½" DIAM.15	
6	55900127	ELECTROVANNE ¾" M/M MINI 230 V	
7	55900233	TUBE NYLONFLEX DN10 F3/4GI-CF3/4GI MM 500	
8	52900014	CONTRE-ECROU TRAITEMENT CADMIUM DE ½"	
9	55900068	RACCORD FILETAGE MALE ½"X14 AVEC TETE	

**GRUPO AGUA**

POS.	CÓDIGO	DESCRIPCIÓN	PRECIO
1	21005004	ESTANTE PROTECCIÓN AGUA G/2	
2	26000067	TUBO DIAM. 14X1,5X400 AISI 304 GRUPO AGUA	
3	55900001	TUBO GOMA EDPM 13X23 AMARILLO	
4	54900009	BRIDA APRIETE TUBOS 15/24	
5	55900125	ADAPTADOR PORTAGOMA ½" DIAM.15	
6	55900127	ELETTROVALVULA ¾" M/M MINI 230 V	
7	55900127	TUBO ACQUA DN10 F3/4GI-CF3/4GI 500 INOX	
8	52900014	CONTRATUERCA TRAT. CADMIO DE ½"	
9	55900068	RACORDE ROSCA MACHO ½"X14 CON CABEZA	

**WASSERGRUPPE**

POS.	CODE	BESCHREIBUNG	PREIS
1	21005004	BRETT SCHUTZ WASSER G/2	
2	26000067	ROHR DURCHM. 14X1,5X400 AISI 304 WASSERGRUPPE	
3	55900001	GUMMIROHR 13X23 GELB	
4	54900009	ROHRSCHELLE 15/24	
5	55900125	SCHLAUCHANSCHLUSSSTÜCK ½" DURCHM . 15	
7	55900127	ELEKTROVENTIL ¾" M/M MINI 230 V	
8	52900014	ROHR NYLONFLEX DN10 F3/4GI-CF3/4GI MM 500	
9	55900068	½" KADMIERTE GEGENMUTTER	



GRUPPO ACQUA

POS.	CODICE	DESCRIZIONE
1	55900068	RACCORDO MASCHIO 1/2"x14 CON ANELLO DI BLOCCAGGIO
2	55900127	ELETTRIVALVOLA 3/4" M/M MINI 230V
3	52900014	CONTRODADO CADMIATO 1/2"
4	25900046	TUBO MOBILIO DIAMETRO 14 SPESSORE 1,2
5	55900071	RACCORDO A SORPASSO ZINCATO 1/2"
6	55900006	RACCORDO GOMITO 90 M/F ZINCATO 1/2"
7	55900056	DADO CON CODOLO 1/2" SEDE PIANA
7	55900017	GUARNIZIONE SANITARIA 3/4"
8	55900057	RUBINETTO INCASSO A VITE 1/2" CON CAPP.
9	55900055	FLESSIBILE GOMMA CALZA INOX M/F 1/2"X200
10	55900008	RACCORDO NIPPLES CADMIATO 1/2"
11	55900003	FILTRO INCLINATO OTTONE 1/2"



WATER UNIT

POS.	CODE	DESCRIPTION
1	55900068	MALE UNION 1/2"x14 WITH LOCKING RING
2	55900127	SOLENOID VALVE 3/4" M/M MINI 230V
3	52900014	CADMIUM-TREATED LOCK NUT 1/2"
4	25900046	MOBILIO PIPE, DIAMETER 14, THICKNES 1,2
5	55900071	GALVANIZED BY-PASS UNION 1/2"
6	55900006	UNION ELBOW 90 M/F GALVANIZED 1/2"
7	55900056	ROTATING UNION 1/2" PLANE SEAT
7	55900017	SANITARY GASKET 3/4"
8	55900057	RECESSED COCK, SCREW 1/2" WITH CAP
9	55900055	RUBBER FLEXIBLE PIPE, STAINLESS STEEL COVERING M/F 1/2"X200
10	55900008	CADMIUM-TREATED NIPPLE UNION 1/2"
11	55900003	INCLINED BRASS FILTRE 1/2"

**GROUPE EAU**

POS.	CODE	DESCRIPTION		
1	55900068	RACCORD MALE 1/2"x14 AVEC BAGUE DE FIXATION		
2	55900127	ELECTROVALVE 3/4" M/M MINI 230V		
3	52900014	CONTRE-ECROU TRAITEMENT CADMIUM 1/2"		
4	25900046	TUBE MOBILIO DIAMETRE 14 EPAISSEUR 1,2		
5	55900071	RACCORD BY-PASS ZINGUE 1/2"		
6	55900006	RACCORD COUDE 90 M/F ZINGUE 1/2"		
7	55900056	RACCORD TOURNANT 1/2" SIEGE PLAN		
7	55900017	BOURRELET SANITAIRE 3/4"		
8	55900057	ROBINET ENCAISSE A VIS 1/2" AVEC COIFFE		
9	55900055	TUBE FLEXIBLE CAOUTCHOUTE AVEC REVETEMENT INOX M/F 1/2"X200		
10	55900008	RACCORD NIPPLES TRAITEMENT CADMIUM 1/2"		
11	55900003	FILTRE INCLINE EN LAITON 1/2"		

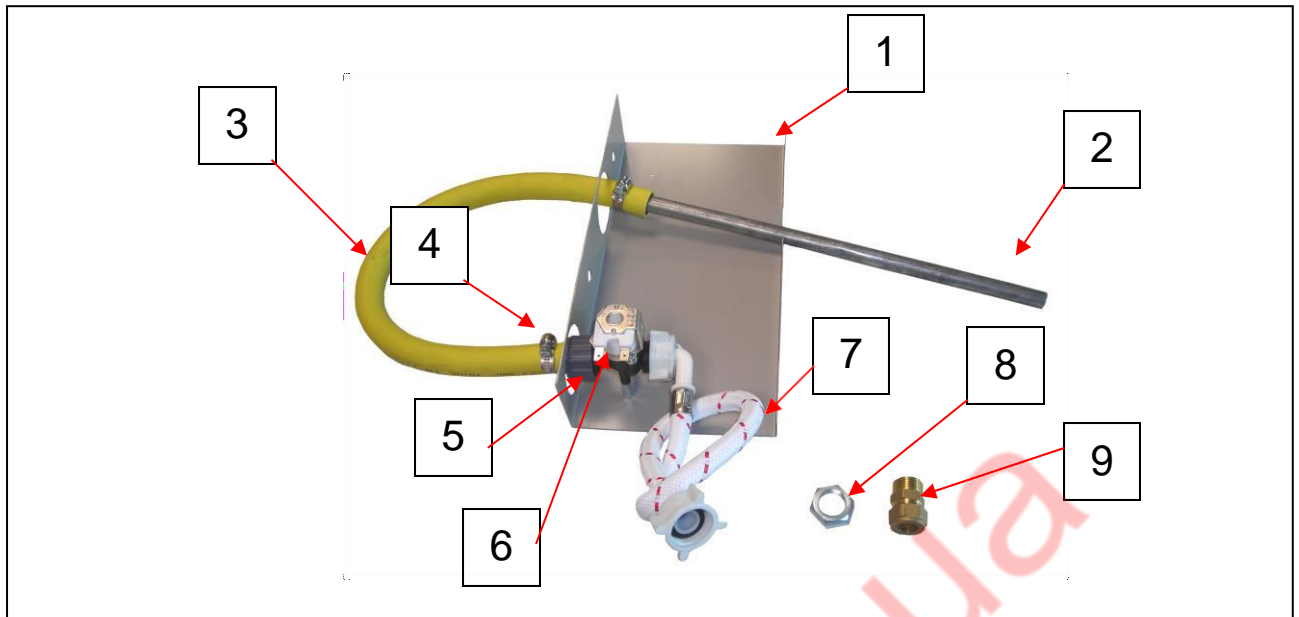
**GRUPO AGUA**


POS.	CÓDIGO	DESCRIPCIÓN		
1	55900068	EMPALME MACHO 1/2"x14 CON ANILLO DE FIJACIÓN		
2	55900127	ELECTROVÁLVULA 3/4" M/M MINI 230V		
3	52900014	CONTRATUERCA TRAT. CADMIO 1/2"		
4	25900046	TUBO MOBILIO DIÁMETRO 14 ESPESOR 1,2		
5	55900071	EMPALME BY-PASS CINCADO 1/2"		
6	55900006	CODO DE UNIÓN 90 M/F CINCADO 1/2"		
7	55900056	EMPALME GIRATORIO 1/2" ASIENTO APLANADO		
7	55900017	JUNTA SANITARIA 3/4"		
8	55900057	GRIFO INSERTADO CON TORNILLO 1/2" CON CUB.		
9	55900055	TUBO FLEXIBLE GOMADO CON REVESTIMIENTO INOX M/F 1/2"X200		
10	55900008	EMPALME NIPPLE TRAT. CADMIO 1/2"		
11	55900003	FILTRO INCLINADO LATÓN 1/2"		


**WASSERGRUPPE**

POS.	CODE	BESCHREIBUNG		
1	55900068	VERBINDUNGSSTÜCK MIT AUSSENGEWIND 1/2"x14 MIT KLEMMRING		
2	55900127	SELENOIDVENTIL 3/4" M/M MINI 230V		
3	52900014	KADMIERTE GEGENMUTTER 1/2"		
4	25900046	ROHR MOBILIO DURCHMESSER 14 DICKE 1,2		
5	55900071	BY-PASS VERBINDUNGSSTÜCK VERZINKT 1/2"		
6	55900006	WINKELSTÜCK 90 M/F VERZINKT 1/2"		
7	55900056	DREHENDES VERBINDUNGSSTÜCK 1/2" EBENER SITZ		
7	55900017	SANITÄRDICHTUNG 3/4"		
8	55900057	HAHN MIT SCHRAUBEN EINGELASSEN 1/2" MIT DECKEL		
9	55900055	FLEXIBLES ROHR GUMMIERT MIT ROSTFREIER STRUMPF M/F 1/2"X200		
10	55900008	KADMIERTES VERBINDUNGSSTÜCK NIPPLES 1/2"		
11	55900003	GENEIGTER MESSINGFILTER 1/2"		

->2011



 GRUPPO ACQUA			
POS.	CODICE	DESCRIZIONE	PREZZO
1	21005004	MENSOLA RIPARO ACQUA GALILEO/2	
2	26000067	TUBO DIAM. 14X1,5X400 AISI 304 GRUPPO ACQUA	
3	55900001	TUBO GOMMA EDPM 13X23 GIALLO	
4	54900009	FASCETTA STRINGI TUBO 15/24	
5	55900125	RACCORDO PORTAGOMMA 1/2" DIAM.15	
6	55900049	ELETTROVALVOLA 3/4" M/M MINI 24 V	
7	55900233	TUBO ACQUA DN10 F3/4GI-CF3/4GI 500 INOX	
8	52900014	CONTRODADO CADMIATO DA 1/2"	
9	55900068	RACCORDO MASCHIO 1/2"X14 CON OGIVA	

 WATER UNIT			
POS.	CODE	DESCRIPTION	PRICE
1	21005004	WATER PROTECTION SHELF G/2	
2	26000067	TUBE DIAM. 14X1,5X400 AISI 304 WATER UNIT	
3	55900001	RUBBER TUBE EDPM 13X23 YELLOW	
4	54900009	HOSE CLAMPS 15/24	
5	55900125	HOSE CLAMP FITTING 1/2" DIAM.15	
6	55900049	SOLENOID VALVE 3/4" M/M MINI 24 V	
7	55900233	TUBE NYLONFLEX DN10 F3/4GI-CF3/4GI MM 500	
8	52900014	CADMIUM TREATED LOCKNUT 1/2"	
9	55900068	MALE THREAD JOINT 1/2"X14 WITH HEAD	

**GROUPE EAU**

POS.	CODE	DESCRIPTION	PRIX
1	21005004	ETAGERE PROTECTION EAU G/2	
2	26000067	TUBE DIAM. 14X1,5X400 AISI 304 GROUPE EAU	
3	55900001	TUBE CAOUTCHOUC EDPM 13X23 JAUNE	
4	54900009	BAGUE SERRE-TUBE 15/24	
5	55900125	RACCORD PORTE JOINT ½" DIAM.15	
6	55900049	ELECTROVANNE ¾" M/M MINI 24 V	
7	55900233	TUBE NYLONFLEX DN10 F3/4GI-CF3/4GI MM 500	
8	52900014	CONTRE-ECROU TRAITEMENT CADMIUM DE ½"	
9	55900068	RACCORD FILETAGE MALE ½"X14 AVEC TETE	

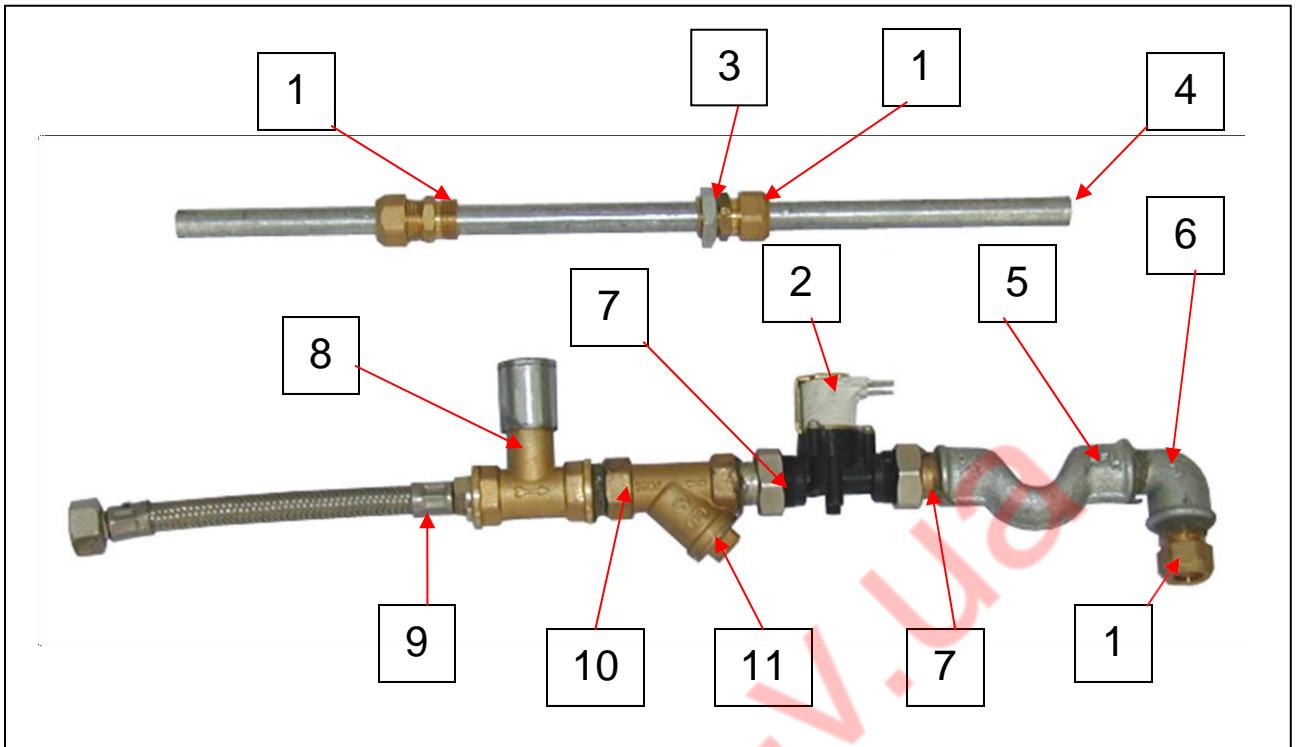
**GRUPO AGUA**

POS.	CÓDIGO	DESCRIPCIÓN	PRECIO
1	21005004	ESTANTE PROTECCIÓN AGUA G/2	
2	26000067	TUBO DIAM. 14X1,5X400 AISI 304 GRUPO AGUA	
3	55900001	TUBO GOMA EDPM 13X23 AMARILLO	
4	54900009	BRIDA APRIETE TUBOS 15/24	
5	55900125	ADAPTADOR PORTAGOMA ½" DIAM.15	
6	55900049	ELETTROVALVULA ¾" M/M MINI 24 V	
7	55900233	TUBO ACQUA DN10 F3/4GI-CF3/4GI 500 INOX	
8	52900014	CONTRATUERCA TRAT. CADMIO DE ½"	
9	55900068	RACORDE ROSCA MACHO ½"X14 CON CABEZA	

**WASSERGRUPPE**

POS.	CODE	BESCHREIBUNG	PREIS
1	21005004	BRETT SCHUTZ WASSER G/2	
2	26000067	ROHR DURCHM. 14X1,5X400 AISI 304 WASSERGRUPPE	
3	55900001	GUMMIROHR 13X23 GELB	
4	54900009	ROHRSCHELLE 15/24	
5	55900125	SCHLAUCHANSCHLUSSSTÜCK ½" DURCHM . 15	
7	55900049	ELEKTROVENTIL ¾" M/M MINI 24 V	
8	52900014	ROHR NYLONFLEX DN10 F3/4GI-CF3/4GI MM 500	
9	55900068	½" KADMIERTE GEGENMUTTER	

-> 2011



GRUPPO ACQUA

POS.	CODICE	DESCRIZIONE
1	55900068	RACCORDO MASCHIO 1/2"x14 CON ANELLO DI BLOCCAGGIO
2	55900049	ELETTRIVALVOLA 3/4" M/M MINI 24V
3	52900014	CONTRODADO CADMIATO 1/2"
4	25900046	TUBO MOBILIO DIAMETRO 14 SPESSORE 1,2
5	55900071	RACCORDO A SORPASSO ZINCATO 1/2"
6	55900006	RACCORDO GOMITO 90 M/F ZINCATO 1/2"
7	55900056	DADO CON CODOLO 1/2" SEDE PIANA
7	55900017	GUARNIZIONE SANITARIA 3/4"
8	55900057	RUBINETTO INCASSO A VITE 1/2" CON CAPP.
9	55900055	FLESSIBILE GOMMA CALZA INOX M/F 1/2"X200
10	55900008	RACCORDO NIPPLES CADMIATO 1/2"
11	55900003	FILTRO INCLINATO OTTONE 1/2"



WATER UNIT

POS.	CODE	DESCRIPTION
1	55900068	MALE UNION 1/2"x14 WITH LOCKING RING
2	55900049	SOLENOID VALVE 3/4" M/M MINI 24V
3	52900014	CADMIUM-TREATED LOCK NUT 1/2"
4	25900046	MOBILIO PIPE, DIAMETER 14, THICKNES 1,2
5	55900071	GALVANIZED BY-PASS UNION 1/2"
6	55900006	UNION ELBOW 90 M/F GALVANIZED 1/2"
7	55900056	ROTATING UNION 1/2" PLANE SEAT
7	55900017	SANITARY GASKET 3/4"
8	55900057	RECESSED COCK, SCREW 1/2" WITH CAP
9	55900055	RUBBER FLEXIBLE PIPE, STAINLESS STEEL COVERING M/F 1/2"X200
10	55900008	CADMIUM-TREATED NIPPLE UNION 1/2"
11	55900003	INCLINED BRASS FILTRE 1/2"

**GROUPE EAU**


POS.	CODE	DESCRIPTION		
1	55900068	RACCORD MALE 1/2"x14 AVEC BAGUE DE FIXATION		
2	55900049	ELECTROVALVE 3/4" M/M MINI 24V		
3	52900014	CONTRE-ECROU TRAITEMENT CADMIUM 1/2"		
4	25900046	TUBE MOBILIO DIAMETRE 14 EPAISSEUR 1,2		
5	55900071	RACCORD BY-PASS ZINGUE 1/2"		
6	55900006	RACCORD COUDE 90 M/F ZINGUE 1/2"		
7	55900056	RACCORD TOURNANT 1/2" SIEGE PLAN		
7	55900017	BOURRELET SANITAIRE 3/4"		
8	55900057	ROBINET ENCAISSE A VIS 1/2" AVEC COIFFE		
9	55900055	TUBE FLEXIBLE CAOUTCHOUTE AVEC REVETEMENT INOX M/F 1/2"X200		
10	55900008	RACCORD NIPPLES TRAITEMENT CADMIUM 1/2"		
11	55900003	FILTRE INCLINE EN LAITON 1/2"		


**GRUPO AGUA**


POS.	CÓDIGO	DESCRIPCIÓN		
1	55900068	EMPALME MACHO 1/2"x14 CON ANILLO DE FIJACIÓN		
2	55900049	ELECTROVÁLVULA 3/4" M/M MINI 24V		
3	52900014	CONTRATUERCA TRAT. CADMIO 1/2"		
4	25900046	TUBO MOBILIO DIÁMETRO 14 ESPESOR 1,2		
5	55900071	EMPALME BY-PASS CINCADO 1/2"		
6	55900006	CODO DE UNIÓN 90 M/F CINCADO 1/2"		
7	55900056	EMPALME GIRATORIO 1/2" ASIENTO APLANADO		
7	55900017	JUNTA SANITARIA 3/4"		
8	55900057	GRIFO INSERTADO CON TORNILLO 1/2" CON CUB.		
9	55900055	TUBO FLEXIBLE GOMADO CON REVESTIMIENTO INOX M/F 1/2"X200		
10	55900008	EMPALME NIPPLE TRAT. CADMIO 1/2"		
11	55900003	FILTRO INCLINADO LATÓN 1/2"		


**WASSERGRUPPE**


POS.	CODE	BESCHREIBUNG		
1	55900068	VERBINDUNGSSTÜCK MIT AUSSENGEWIND 1/2"x14 MIT KLEMMRING		
2	55900049	SELENOIDVENTIL 3/4" M/M MINI 24V		
3	52900014	KADMIERTE GEGENMUTTER 1/2"		
4	25900046	ROHR MOBILIO DURCHMESSER 14 DICKE 1,2		
5	55900071	BY-PASS VERBINDUNGSSTÜCK VERZINKT 1/2"		
6	55900006	WINKELSTÜCK 90 M/F VERZINKT 1/2"		
7	55900056	DREHENDES VERBINDUNGSSTÜCK 1/2" EBENER SITZ		
7	55900017	SANITÄRDICHTUNG 3/4"		
8	55900057	HAHN MIT SCHRAUBEN EINGELASSEN 1/2" MIT DECKEL		
9	55900055	FLEXIBLES ROHR GUMMIERT MIT ROSTFREIER STRUMPF M/F 1/2"X200		
10	55900008	KADMIERTES VERBINDUNGSSTÜCK NIPPLES 1/2"		
11	55900003	GENEIGTER MESSINGFILTER 1/2"		




			
AZIONAMENTO VALVOLA AUTOMATICA			
POS.	CODICE	DESCRIZIONE	
1	31920011	MOTORIDUTTORE 45.K60 KIWI 12Nm 6 RPM	
2	39970010	FINECORSA 5A 250V MINIATURA	


			
AUTOMATIC VALVE DRIVE			
POS.	CODE	DESCRIPTION	
1	31920011	MOTOR REDUCER 45.K60 KIWI 12Nm 6 RPM	
2	39970010	LIMIT SWITCH 5A 250V TINY	


			
ACTIVATION SOUPAPE AUTOMATIQUE			
POS.	CODE	DESCRIPTION	
1	31920011	MOTOREDUCTEUR 45.K60 KIWI 12Nm 6 RPM	
2	39970010	FIN DE COURSE 5A 250V EN MINIATURE	


			
AZIONAMENTO VALVULA AUTOMATICA			
POS.	CÓDIGO	DESCRIPCIÓN	
1	31920011	MOTORREDUCTOR 45.K60 KIWI 12Nm 6 RPM	
2	39970010	FINAL DE CARRERA 5A 250V MINÚSC.	

			
AUTOMATISCHE AKTIVIERUNG DES VENTILS			
POS.	CODE	BESCHREIBUNG	
1	31920011	GETRIEBEMOTOR 45.K60 KIWI 12Nm 6 RPM	
2	39970010	ENDSCHALTER 5A 250V MINIATUR	

2018 ->



			
PORTA			
POS.	CODICE	DESCRIZIONE	
1	43900027	GUARNIZIONE SILICONE PORTA (G series)	
2	41000133	VETRO ESTERNO (G57, 68, 106/108, 128)	
2	41000134	VETRO INTERNO (G57, 68, 106/108, 128)	
2	41000141	VETRO ESTERNO (G46)	
2	41000142	VETRO INTERNO (G46)	

			
DOOR			
POS.	CODE	DESCRIPTION	
1	43900027	DOOR SILICONE GASKET (G series)	
2	41000133	EXT. GLASS (G57, 68, 106/108, 128)	
2	41000134	INT. GLASS (G57, 68, 106/108, 128)	
2	41000141	EXT. GLASS (G46)	
2	41000142	INT. GLASS (G46)	

**PORTE**

POS.	CODE	DESCRIPTION		
1	43900027	BOURRELET EN SILICONE PORTE (G series)		
2	41000133	VERRE EXTERNE (G57, 68, 106/108, 128)		
2	41000134	VERRE INTERNE (G57, 68, 106/108, 128)		
2	41000141	VERRE EXTERNE (G46)		
2	41000142	VERRE INTERNE (G46)		

**PUERTA**


POS.	CÓDIGO	DESCRIPCIÓN		
1	43900027	JUNTA DE SILICONA PUERTA (G series)		
2	41000133	VIDRIO ESTERNO (G57, 68, 106/108, 128)		
2	41000134	VIDRIO INTERNO (G57, 68, 106/108, 128)		
2	41000141	VIDRIO ESTERNO (G46)		
2	41000142	VIDRIO INTERNO (G46)		


**TÜR**

POS.	CODE	BESCHREIBUNG		
1	43900027	TÜRDICHTUNG SILIKON (G series)		
2	41000029	AUSSENGLAS (G57, 68, 106/108, 128)		
2	41000133	INNENGLAS (G57, 68, 106/108, 128)		
2	41000141	AUSSENGLAS (G46)		
2	41000142	INNENGLAS (G46)		

->2017



			
PORTA			
POS.	CODICE	DESCRIZIONE	
1	43900024	GUARNIZIONE SILICONE PORTA (G series)	
2	41000029	VETRO ESTERNO TEMPERATO 980X430X8 SERIGRAFATO (G57, 68, 106/108, 128)	
2	41000014	VETRO INTERNO TEMPERATO 1080X470X8 (G57, 68, 106/108, 128)	
2	41000028	VETRO ESTERNO TEMPERATO 980X350X8 SERIGRAFATO (G46)	
2	41000011	VETRO INTERNO TEMPERATO 1080X390X8 (G46)	

			
DOOR			
POS.	CODE	DESCRIPTION	
1	43900024	DOOR SILICONE GASKET (G series)	
2	41000029	EXT. TOUGHENED GLASS 980X430X8 SILK-SCREEN PRINTED (G57, 68, 106/108, 128)	
2	41000014	INT. TOUGHENED GLASS 1080X470X8 (G57, 68, 106/108, 128)	
2	41000028	EXT. TOUGHENED GLASS 980X350X8 SILK-SCREEN PRINTED (G46)	
2	41000011	INT. TOUGHENED GLASS 1080X390X8 (G46)	

**PORTE**

POS.	CODE	DESCRIPTION		
1	43900024	BOURRELET EN SILICONE PORTE (G series)		
2	41000029	VERRE EXTERNE TREMPE 980X430X8 SERIGR. (G57, 68, 106/108, 128)		
2	41000014	VERRE INTERNE TREMPE 1080X470X8 (G57, 68, 106/108, 128)		
2	41000028	VERRE EXTERNE TREMPE 980X350X8 SERIGR. (G46)		
2	41000011	VERRE INTERNE TREMPE 1080X390X8 (G46)		

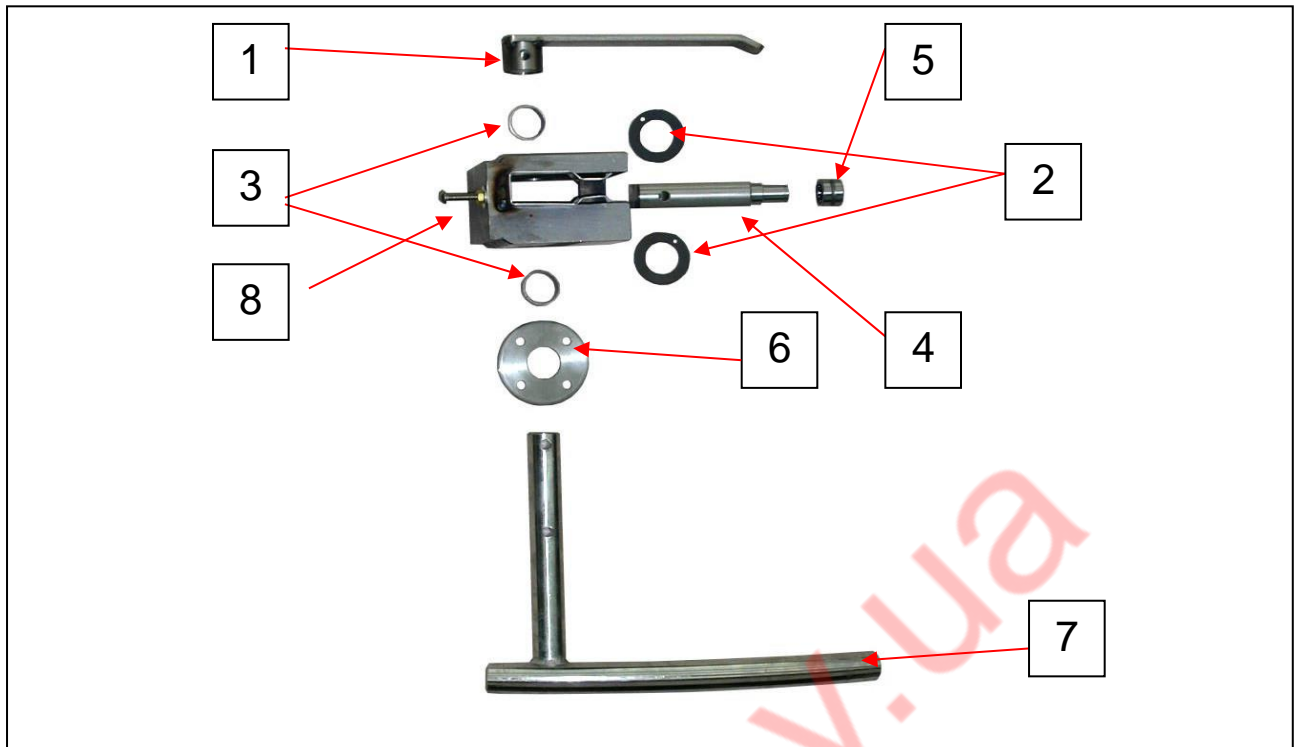
**PUERTA**

POS.	CÓDIGO	DESCRIPCIÓN		
1	43900024	JUNTA DE SILICONA PUERTA (G series)		
2	41000029	VIDRIO ESTERNO TEMPLADO 980X430X8 SERIGRÁF. (G57, 68, 106/108, 128)		
2	41000014	VIDRIO INTERNO TEMPLADO 1080X470X8 (G57, 68, 106/108, 128)		
2	41000028	VIDRIO ESTERNO TEMPLADO 980X350X8 SERIGRÁF. (G46)		
2	41000011	VIDRIO INTERNO TEMPLADO 1080X390X8 (G46)		


**TÜR**

POS.	CODE	BESCHREIBUNG		
1	43900024	TÜRDICHTUNG SILIKON (G series)		
2	41000029	TEMPERiertes AUSSENGLAS 980X430X8 SIEBDRUCK (G57, 68, 106/108, 128)		
2	41000014	TEMPERiertes INNENGLAS 1080X470X8 (G57, 68, 106/108, 128)		
2	41000028	TEMPERiertes AUSSENGLAS 980X350X8 SIEBDRUCK (G46)		
2	41000011	TEMPERiertes INNENGLAS 1080X390X8 (G46)		

->2010



			
ESPLOSO MANIGLIA			
POS.	CODICE	DESCRIZIONE	
1	26000070	MANIGLIA INTERNA DIAMETRO 15X167	
2	57900005	RALLA AUTOLUBRIFICANTE TFW 26/1 (26/44/1,5)	
3	57900004	BOCCOLA AUTOLUBRIFICANTE TFP (25/28/15)	
4	26000013	SCROCCO PORTA LUNGHEZZA 120 (G)	
5	57900002	CUSCINETTO A RULLI (15x23x16)	
6	44000011	FLANGIA MANIGLIA ESTERNA 4 FORI D. 70 G	
7	26000027	MANIGLIA ESTERNA G/VOLTA	
8	25000094	SCATOLA MANIGLIA PORTA FINITA (G)	

			
EXPLODED VIEW: HANDLE			
POS.	CODE	DESCRIPTION	
1	26000070	INTERNAL HANDLE DIAMETER 15X167	
2	57900005	SELF-LUBRICATING PART TFW 26/1 (26/44/1,5)	
3	57900004	SELF-LUBRICATING BUSH TFP (25/28/15)	
4	26000013	DOOR PADLOCK LENGTH 120 (G)	
5	57900002	ROLLER BEARING (15x23x16)	
6	44000011	FLANGE EXTERNAL HANDLE 4 HOLES D. 70 G	
7	26000027	EXT. HANDLE G/VOLTA	
8	25000094	DOOR HANDLE BOX FINISHED (G)	

**VUE ECLATEE DE LA POIGNEE**

POS.	CODE	DESCRIPTION
1	26000070	MANIGLIA INTERNA DIAMETRO 15X167
2	57900005	PIECE AUTOLUBRIFIANTE TFW 26/1 (26/44/1,5)
3	57900004	DOUILLE AUTOLUBRIFIANTE TFP (25/28/15)
4	26000013	CADENAS PORTE LONGUEUR 120 (G)
5	57900002	ROULEMENT A GALETS (15x23x16)
6	44000011	BRIDE POIGNEE EXTERNE 4 TROUS D. 70 G
7	26000027	POIGNEE EXTERNE G /VOLTA
8	25000094	BOITE POIGNEE PORTE FINIE (G)


**VISTA DESPIEZADA DEL PICAPORTE**


POS.	CÓDIGO	DESCRIPCIÓN
1	26000070	MANIJA INTERNA DIÁMETRO 15X167
2	57900005	PARTE AUTOLUBRIFICANTE TFW 26/1 (26/44/1,5)
3	57900004	CASQUIJO AUTOLUBRIFICANTE TFP (25/28/15)
4	26000013	CANDADO PUERTA LONGITUD 120 (G)
5	57900002	COJINETE DE RODILLOS (15x23x16)
6	44000011	BRIDA MANIJA EXTERNA 4 AGUJEROS D. 70 G
7	26000027	PICAPORTE EXTERNO G /VOLTA
8	25000094	CAJA PICAPORTE ACABADA (G)


**EXPLOSIONSZEICHNUNG VOM GRIFF**


POS.	CODE	BESCHREIBUNG
1	26000070	MANIGLIA INTERNA DIAMETRO 15X167
2	57900005	SELBSTSCHMIERENDES ELEMENT TFW 26/1 (26/44/1,5)
3	57900004	SELBSTSCHMIERENDE BÜCHSE TFP (25/28/15)
4	26000013	TÜRSCHNAPPSCHLOSS LÄNGE 120 (G)
5	57900002	ROLLENLAGER (15x23x16)
6	44000011	FLANGIA MANIGLIA ESTERNA 4 FORI D. 70 G
7	26000027	ÄUSSERER GRIFF G /VOLTA
8	25000094	GEHÄUSE TÜRGRIFF FERTIG (G)


2018->




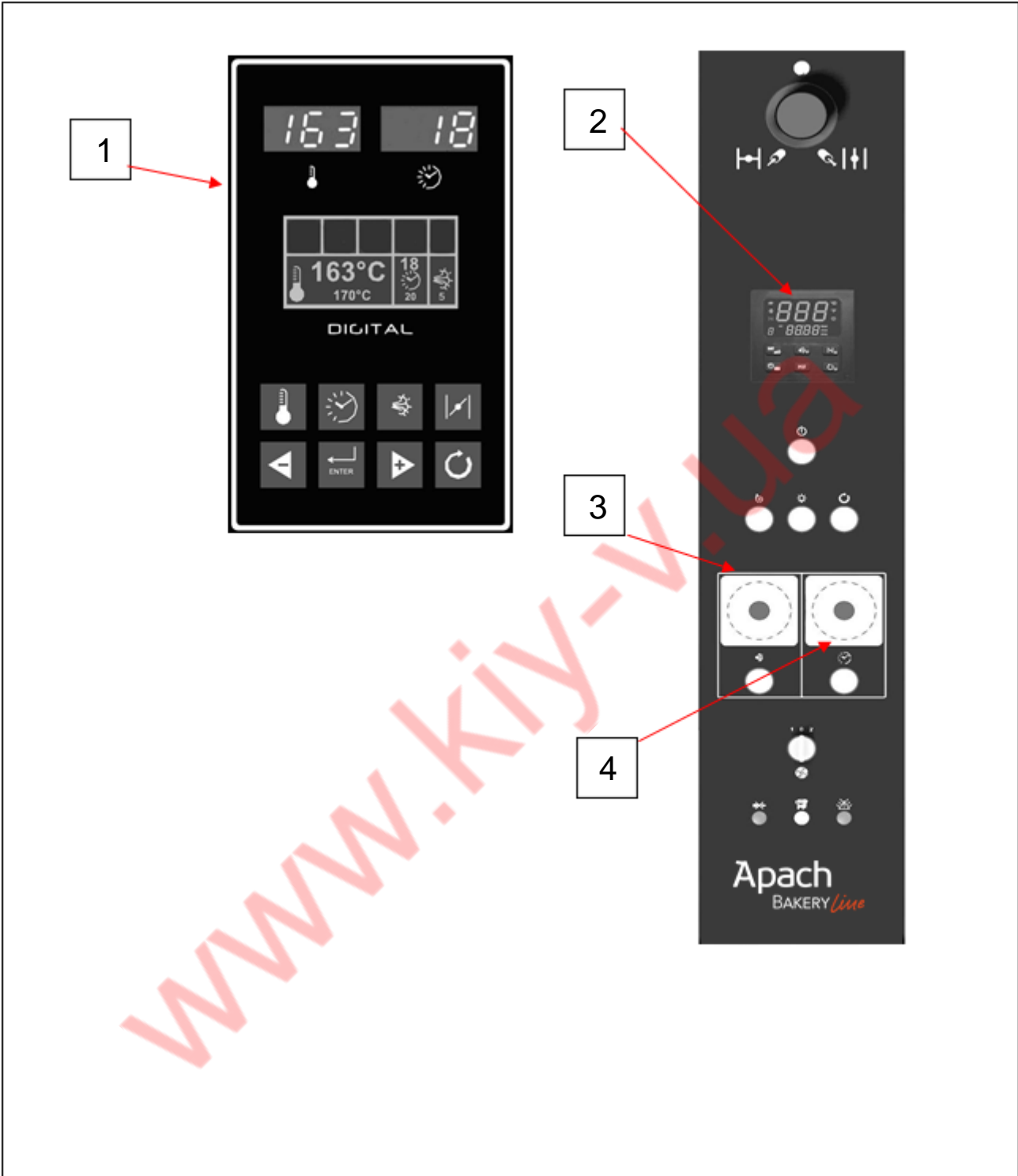
 ESPLOSO LUCI			
POS.	CODICE	DESCRIZIONE	
1	39950011	PORTALAMPADA PER LAMPADINA ALOGENA BISPINA	
2	24000536	SCHERMO LUCE PORTA	
3	39950053	LAMPADINA ALOGENA 50W 24V BISPINA ATTACCO GY6.35	
4	39080059	MORSETTIERA IN STEATITE BIPOLARE 4 MM/Q	

 EXPLODED VIEW: LIGHTS			
POS.	CODE	DESCRIPTION	
1	39950011	SOCKET FOR TUNGSTEN HALOGEN LAMP / DUAL PLUG	
2	24000536	SHIELD FOR DOOR LIGHT	
3	39950053	TUNGSTEN HALOGEN BULB 50W 24V DUAL PLUG TYPE GY6.35	
4	39080059	BIPOLAR TERMINAL STRIP OF STEATITE 4 MM/Q	

 VUE ECLATEE DES LUMIERES			
POS.	CODE	DESCRIPTION	
1	39950011	DOUILLE POUR LAMPE HALOGENE DOUBLE FICHE	
2	24000536	ECRAN LUMIERE PORTE	
3	39950053	AMPOULE HALOGENE 50W 24V DOUBLE FICHE GY6.35	
4	39080059	BORNIER BIPOLAIRE DE STEATITE 4 MM/Q	

 VISTA DESPIEZADA DE LAS LUZES			
POS.	CÓDIGO	DESCRIPCIÓN	
1	39950011	PORTALÁMPARA PARA LÁMPARA DE INCANDESCENCIA CON HALÓGENOS, ENCHUFE DOBLE	
2	24000536	PROTECCIÓN LUZ PUERTA	
3	39950053	LÁMPARA DE INCANDESCENCIA CON HALÓGENOS 50W 24V ENCHUFE DOBLE GY6.35	
4	39080059	PLACA DE BORNES BIPOLAR DE ESTEATITA 4 MM/Q	

 EXPLOSIONSZEICHNUNG FÜR LICHTER			
POS.	CODE	BESCHREIBUNG	
1	39950011	LAMPENFASSUNG FÜR ZWEISTECKER HALOGENGLÜHLAMPE	
2	24000536	SCHILD TÜRLICHT	
3	39950053	HALOGENGLÜHLAMPE 50W 24V ZWEISTECKER GY6.35	
4	39080059	KLEMMLEISTE AUS STEATIT DOPPELPOLIG 4 MM/Q	



**PANNELLO DIGITALE - ELETTROMECCANICO**

POS.	CODICE	DESCRIZIONE		
1	39080143	SCHEDA POLIFUNZIONALE		
2	35000030	TERMOREGOLATORE		
3	35900038	TIMER VAPORE		
4	35900041	TIMER COTTURA		

**DIGITAL - ELECTROMECHANICAL PANEL**

POS.	CODE	DESCRIPTION		
1	39080143	MULTIPURPOSE CARD		
2	35000030	THERMOREGULATOR		
3	35900038	STEAM TIMER		
4	35900041	BAKING TIMER		

**TABLEAU NUMERIQUE INFORMATISE - TABLEAU ELECTROMECHANIQUE**

POS.	CODE	DESCRIPTION		
1	39080143	TABLEAU NUMERIQUE INFORMATISE		
2	35000030	THERMOREGULATEUR		
3	35900038	TEMPORISATEUR DE BUEE		
4	35900041	TEMPORISATEUR DE CUISSON		

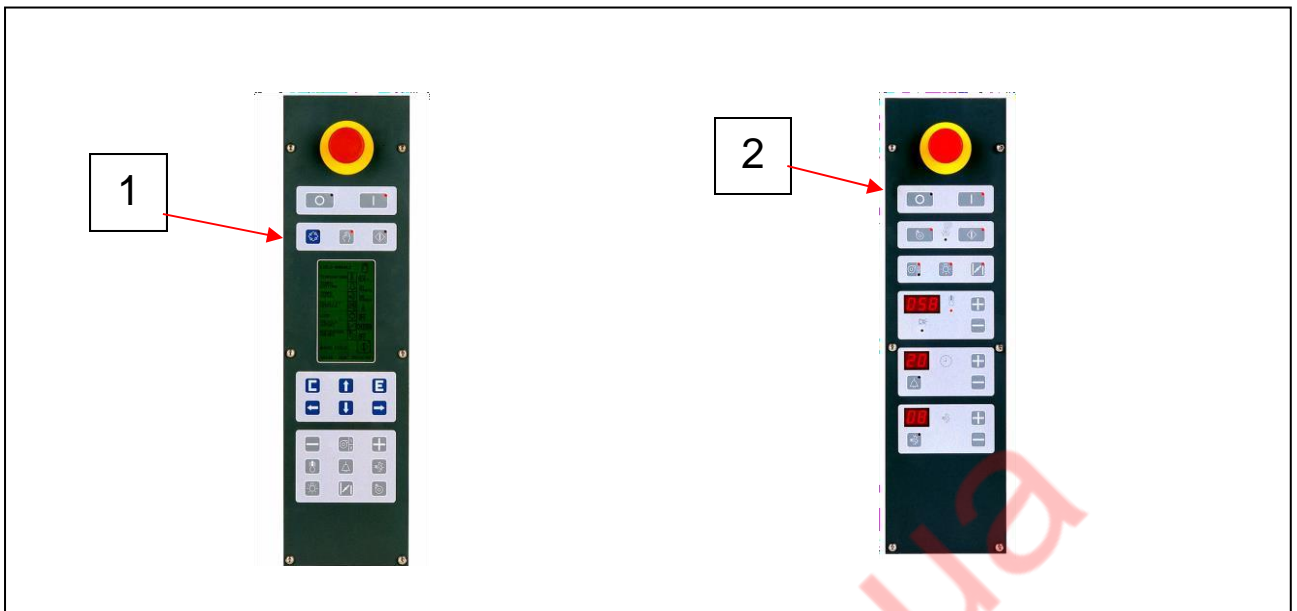
**PANEL DE MANDOS DIGITAL - PANEL DE MANDOS ELECTROMECHANICO**

POS.	CÓDIGO	DESCRIPCIÓN		
1	39080143	TARJETA ELECTRONICA		
2	35000030	THERMOREGULATOR		
3	35900038	TEMPORIZADOR DE VAPOR		
4	35900041	TEMPORIZADOR DE COCCION		

**DIGITAL - ELEKTROMECHANISCHES PANEL**

POS.	CODE	BESCHREIBUNG		
1	39080143	MEHRZWECKKARTE		
2	35000030	THERMOREGULATOR		
3	35900038	STEAM TIMER		
4	35900041	KOCHZEITSCHALTER		

->2010



			
PANNELLO DIGITALE COMPUTERIZZATO - PANNELLO DIGITALE			
POS.	CODICE	DESCRIZIONE	
1	35000006	PANNELLO DIGITALE COMPUTERIZZATO 150 MODELLO PD 1	
2	35000007	PANNELLO DIGITALE MODELLO PD 2	






			
COMPUTERIZED DIGITAL PANEL - DIGITAL PANEL			
POS.	CODE	DESCRIPTION	
1	35000006	COMPUTERIZED DIGITAL PANEL 150 PROGRAMMES LIQ. CRIST. DISPLAY MOD. PD 1	
2	35000007	DIGITAL PANEL MODEL PD 2	


			
TABLEAU NUMERIQUE INFORMATISE - TABLEAU DIGITAL			
POS.	CODE	DESCRIPTION	
1	35000006	TABLEAU NUMERIQUE INFORMATISE 150 PROGRAMMES AFF. CRIST. LIQ. MOD. PD 1	
2	35000007	TABLEAU NUMERIQUE MODELE PD 2	


			
PANEL DE MANDOS DIGITAL COMPUTERIZADO - PANEL DE MANDOS DIGITAL			
POS.	CÓDIGO	DESCRIPCIÓN	
1	35000006	PANEL DE MANDOS DIGITAL COMPUTERIZADO 150 PROGRAMAS VISUAL. CRIST. LÍQ. MOD. PD 1	
2	35000007	PANEL DE MANDOS DIGITAL MODELO PD 2	


			
COMPUTERISIERTE DIGITALSTEUERUNG - DIGITALSTEUERUNG			
POS.	CODE	BESCHREIBUNG	
1	35000006	COMPUT. DIGITALSTEUERUNG 150 PROGRAMME VISUAL. MIT FLÜSIGKRISTALLBILDSCHIRM. MOD. PD 1	
2	35000007	DIGITALSTEUERUNG MODELL PD 2	





 SCHEDA QUADRO: PD1 – PD2 – PD3		
POS.	CODICE	DESCRIZIONE
1	39960064	FUSIBILE F 5x20 T 1A
2	35900017	SCHEDA ELETTRONICA


 PANEL CARD: PD1 – PD2 – PD3		
POS.	CODE	DESCRIPTION
1	39960064	FUSE F 5x20 T 1A
2	35900017	ELECTRONIC CARD


 CARTE DU TABLEAU : PD1 – PD2 – PD3		
POS.	CODE	DESCRIPTION
1	39960064	FUSIBLE F 5x20 T 1A
2	35900017	CARTE ELECTRONIQUE


 FICHA TABLERO : PD1 – PD2 – PD3		
POS.	CÓDIGO	DESCRIPCIÓN
1	39960064	FUSIBLE F 5x20 T 1A
2	35900017	FICHA ELECTRÓNICA


 TAFELKARTE : PD1 – PD2 – PD3		
POS.	CODE	BESCHREIBUNG
1	39960064	SICHERUNG F 5x20 T 1A
2	35900017	ELEKTRONISCHE KARTE




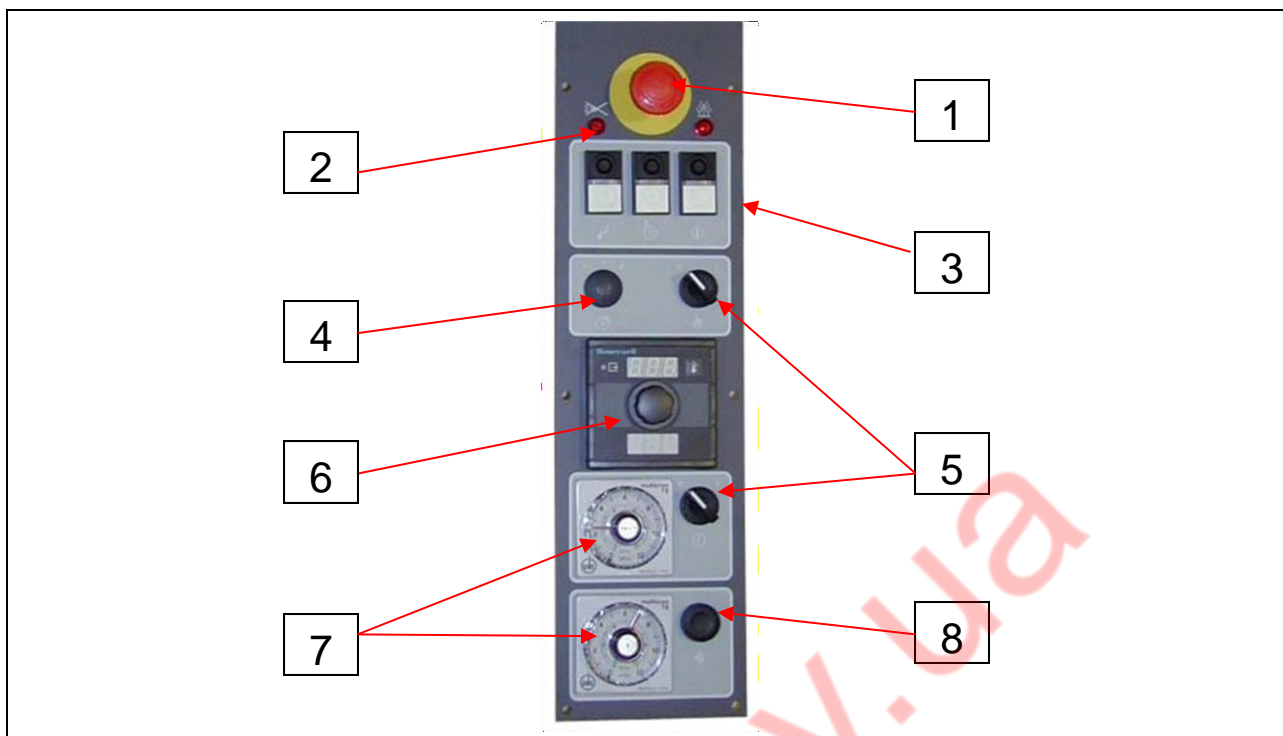
 KIT EPROM		
POS.	CODICE	DESCRIZIONE
1	35900013	EPROM PER PANNELLO MODELLO PD1/A
1	35900014	EPROM PER QUADRO MODELLO PD1/A
1	35900015	EPROM PER QUADRO MODELLO PD2/A
2	35900008	EEPROM PER MODELLO PD1
3	35900009	BATTERIA BACK-UP PD1


 EPROM KIT		
POS.	CODE	DESCRIPTION
1	35900013	EPROM FOR PANEL MODEL PD1/A
1	35900014	EPROM FOR CONTROL BOX MODEL PD1/A
1	35900015	EPROM FOR CONTROL BOX MODEL PD2/A
2	35900008	EEPROM FOR MODEL PD1
3	35900009	BACK-UP BATTERY PD1


 KIT EPROM		
POS.	CODE	DESCRIPTION
1	35900013	EPROM POUR TABLEAU MODELE PD1/A
1	35900014	EPROM POUR TABLEAU MODELE PD1/A
1	35900015	EPROM POUR TABLEAU MODELE PD2/A
2	35900008	EEPROM POUR MODELE PD1
3	35900009	BATTERIE BACK-UP PD1

 KIT EPROM		
POS.	CÓDIGO	DESCRIPCIÓN
1	35900013	EPROM PARA PANEL DE MANDOS MODELO PD1/A
1	35900014	EPROM PARA TABLERO MODELO PD1/A
1	35900015	EPROM PARA TABLERO MODELO PD2/A
2	35900008	EEPROM PARA MODELO PD1
3	35900009	BATERÍA BACK-UP PD1

 KIT EPROM		
POS.	CODE	BESCHREIBUNG
1	35900013	EPROM FÜR STEUERUNG MODELL PD1/A
1	35900014	EPROM FÜR TAFEL MODELL PD1/A
1	35900015	EPROM FÜR TAFEL MODELL PD2/A
2	35900008	EEPROM FÜR MODELL PD1
3	35900009	BACK-UP BATTERIE PD1



			
PANNELLO ELETTROMECCANICO			
POS.	CODICE	DESCRIZIONE	
1	39910014	PULSANTE FUNGO ROSSO	
2	39950007	LAMPADINA SPIA SIGNALUX 24V ROSSA	
3	39910011	PULSANTE DOPPIO CON SPIA	
4	39910004	SELETTORE 3 POSIZIONI FISSE NERO	
5	39960065	SELETTORE 2 POSIZIONI FISSE NERO	
6	35000014	TERMOREGOLATORE MODELLO HONEYWELL 24V	
7	39930005	TEMPORIZZATORE 1400B 12 704 24V	
8	39910005	PULSANTE NERO	

			
ELECTROMECHANICAL PANEL			
POS.	CODE	DESCRIPTION	
1	39910006	RED MUSHROOM HEAD EMERGENCY BUTTON	
2	39950007	WARNING LIGHT SIGNALUX 24V RED	
3	39910011	DUAL BUTTON WITH WARNING LIGHT	
4	39910004	BLACK SELECTOR, 3 FIXED POSITIONS	
5	39960065	BLACK SELECTOR, 2 FIXED POSITIONS	
6	35000014	THERMOREGULATOR MODEL HONEYWELL 24V	
7	39930005	TIMER 1400B 12 704 24V	
8	39910005	BLACK PUSH-BUTTON	

**TABLEAU ELECTROMECHANIQUE**


POS.	CODE	DESCRIPTION		
1	39910006	BOUTON COUP-DE-POING ROUGE		
2	39950007	LAMPE VOYANT SIGNALUX 24V ROUGE		
3	39910011	BOUTON DOUBLE AVEC LAMPE VOYANT		
4	39910004	SELECTEUR NOIR 3 POSITIONS FIXES		
5	39960065	SELECTEUR NOIR 2 POSITIONS FIXES		
6	35000014	THERMOREGULATEUR MODELE HONEYWELL 24V		
7	39930005	TEMPORISATEUR 1400B 12 704 24V		
8	39910005	BOUTON-POUSSOIR NOIR		


**PANEL DE MANDOS ELECTROMECHANICO**


POS.	CÓDIGO	DESCRIPCIÓN		
1	39910006	PULSADOR DE EMERGENCIA ROJO		
2	39950007	LÁMPARA SPÍA SIGNALUX 24V ROJA		
3	39910011	PULSADOR DOBLE CON LÁMPARA SPÍA		
4	39910004	SELECTOR NEGRO 3 POSICIONES FIJAS		
5	39960065	SELECTOR NEGRO 2 POSICIONES FIJAS		
6	35000014	TERMOREGULADOR MODELO HONEYWELL 24V		
7	39930005	TEMPORIZADOR 1400B 12 704 24V		
8	39910005	PULSADOR NEGRO		


**ELEKTROMECHANISCHE STEUERUNG**


POS.	CODE	BESCHREIBUNG		
1	39910006	NOTSTOPTASTE ZA2BS54 ROT		
2	39950007	WARNLAMPE SIGNALUX 24V ROT		
3	39910011	DOPPELTE TASTE MIT WARNLAMPE		
4	39910004	SCHWARZER WAHLSCHALTER 3 FIXE POSITIONEN		
5	39960065	SCHWARZER WAHLSCHALTER 2 FIXE POSITIONEN		
6	35000014	TEMPERATURREGLER MODELL HONEYWELL 24V		
7	39930005	ZEITGEBER 1400B 12 704 24V		
8	39910005	SCHWARZE TASTE		





 TERMOCOPPIA - TERMOSTATO SICUREZZA CAMERA - TERMOSTATI FUMI			
POS.	CODICE	DESCRIZIONE	
1	39970057	TERMOCOPPIA J DIAMETRO 4X30 CAVO SCHERMATO 4MT	
2	39930024	TERMOSTATO STB R/M 350°C JUMO	
3	39930044	TERMOSTATO US/L R.M. 90/110°C L. 1500	


 THERMOCOUPLE - CHAMBER SAFETY THERMOSTAT - FUMES THERMOSTATS			
POS.	CODE	DESCRIPTION	
1	39970057	THERMOCOUPLE J DIAMETER 4X30 SHIELDED-CONDUCTOR CABLE 4MT	
2	39930024	THERMOSTAT STB R/M 350°C JUMO	
3	39930044	THERMOSTAT US/L R.M. 90/110°C L. 1500	


 THERMOCOUPLE - THERMOSTAT DE SECURITE DE LA CHAMBRE - THERMOSTATS DES FUMÉES			
POS.	CODE	DESCRIPTION	
1	39970057	THERMOCOUPLE J DIAMETRE 4X30 CABLE BLINDE 4MT	
2	39930024	THERMOSTAT STB R/M 350°C JUMO	
3	39930044	THERMOSTAT US/L R.M. 90/110°C L. 1500	


 TERMOPAR - TERMOSTATO DE SEGURIDAD DE LA CÁMARA - TERMOSTATOS DE HUMOS			
POS.	CÓDIGO	DESCRIPCIÓN	
1	39970057	TERMOPAR J DIÁMETRO 4X30 CABLE BLINDADO 4MT	
2	39930024	TERMOSTATO STB R/M 350°C JUMO	
3	39930044	TERMOSTATO US/L R.M. 90/110°C L. 1500	


 THERMOPAAAR - THERMOSTAT FÜR KAMMERSICHERHEIT - RAUCHTHERMOSTATE			
POS.	CODE	BESCHREIBUNG	
1	39970057	THERMOPAAAR J DURCHMESSER 4X30 ABGESCHIRMTES KABEL 4MT	
2	39930024	THERMOSTAT STB R/M 350°C JUMO	
3	39930044	THERMOSTAT US/L R.M. 90/110°C L. 1500	




			
KIT VISUALIZZATORE			
POS.	CODICE	DESCRIZIONE	
1	35000024	SCHEDA DISPLAY CAPP A C/RS 385	
2	39940008	TRASFORMATORE MONOFASE 30V A 230V 0-24V	


			
DISPLAY KIT			
POS.	CODE	DESCRIPTION	
1	35000024	HOOD DISPLAY CARD C/RS 385	
2	39940008	SINGLE PHASE TRANSFORMER 30V A 230V 0-24V	


			
KIT ECRAN			
POS.	CODE	DESCRIPTION	
1	35000024	CARTE AFFICHEUR HOTTE C/RS 385	
2	39940008	TRANSFORMATEUR MONOPHASE 30V A 230V 0-24V	


			
KIT DISPLAY			
POS.	CÓDIGO	DESCRIPCIÓN	
1	35000024	TARJETA PANTALLA CAMPANA C/RS 385	
2	39940008	TRANSFORMADOR MONOFÁSICO 30V A 230V 0-24V	


			
DISPLAY KIT			
POS.	CODE	BESCHREIBUNG	
1	35000024	DISPLAYKARTE HAUBE C/RS 385	
2	39940008	EINPHASIGER TRANSFORMATOR 30V A 230V 0-24V	



			
FINECORSA			
POS.	CODICE	DESCRIZIONE	
1	39970031	FINECORSA PORTA ZCK J1+ZCK E23 O ANALOGO	
2	39970032	FINECORSA CARRELLO XCK J10513 O ANALOGO	


			
LIMIT SWITCH			
POS.	CODE	DESCRIPTION	
1	39970031	DOOR LIMIT SWITCH XCK J10513 OR SIMILAR	
2	39970032	TROLLEY LIMIT SWITCH ZCK J1+ZCK E23 OR SIMILAR	


			
FIN DE COURSE			
POS.	CODE	DESCRIPTION	
1	39970031	FIN DE COURSE PORTE XCK J10513 OU SIMILAIRE	
2	39970032	FIN DE COURSE CHARIOT ZCK J1+ZCK E23 OU SIMILAIRE	


			
FINAL DE CARRERA			
POS.	CÓDIGO	DESCRIPCIÓN	
1	39970031	FINAL DE CARRERA PUERTA XCK J10513 O SIMILAR	
2	39970032	FINAL DE CARRERA CARRO ZCK J1+ZCK E23 O SIMILAR	


			
ENDSCHALTER			
POS.	CODE	BESCHREIBUNG	
1	39970031	ENDSCHALTER TÜR XCK J10513 ODER ÄHNLICH	
2	39970032	ENDSCHALTER WAGEN ZCK J1+ZCK E23 ODER ÄHNLICH	




			
ISOLANTI			
POS.	CODICE	DESCRIZIONE	
1	43900002	MATERASSINO TIPO FELTRO 10 KG	
2	43900017	PANNELLO ALTA TEMPERATURA 1000X600X40 DENSITA' 80	
3	43900026	PANNELLO ALTA TEMPERATURA 1000X600X30 DENSITA' 80	

			
INSULATORS			
POS.	CODE	DESCRIPTION	
1	43900002	FELT-TYPE MATTRESS 10 KG	
2	43900017	PANEL RESISTANT TO HIGH TEMPERATURES 1000X600X40 DENSITY 80	
3	43900026	PANEL RESISTANT TO HIGH TEMPERATURE 1000X600X30 DENSITY 80	

			
MATERIELS ISOLANTS			
POS.	CODE	DESCRIPTION	
1	43900002	MATELAS TYPE FEUTRE 10 KG	
2	43900017	PANNEAU HAUTE TEMPERATURE 1000X600X40 DENSITE 80	
3	43900026	PANNEAU HAUTE TEMPERATURE 1000X600X30 DENSITE 80	

			
MATERIALES AISLANTES			
POS.	CÓDIGO	DESCRIPCIÓN	
1	43900002	COLCHÓN TIPO FIELTRO 10 KG	
2	43900017	PANEL ALTA TEMPERATURA 1000X600X40 DENSIDAD 80	
3	43900026	PANEL ALTA TEMPERATURA 1000X600X30 DENSIDAD 80	

			
ISOLATIONSMATERIALIEN			
POS.	CODE	BESCHREIBUNG	
1	43900002	MATRATZE TYP FILZ 10 KG	
2	43900017	TEMPERATURBESTÄNDIGES PANEEL 1000X600X40 DICHT 80	
3	43900026	TEMPERATURBESTÄNDIGES PANEEL 1000X600X30 DICHT 80	

Apach

BAKERY *line*

Equip Group

125080 г.

Москва

Волоколамское шоссе, д. 2

+7 495 234 00 33

<http://equipgroup.ru/>

<http://bakery.apach.it/>